



# AUDIO & VIDEO DOOR ENTRY SYSTEMS

## CATALOGUE

KITS SYSTEM SOLUTIONS  
FOR SINGLE HOUSES  
AND MULTI-RESIDENTIAL  
BUILDINGS



## BTICINO Specialists in Video Door Entry Systems

**BTicino**, introduces a complete range of products and systems capable of meeting all application and building requirements. From single homes to larger buildings and multi-residential complexes. BTicino offers the right solution to satisfy both the professional and the end user.



### Index

4-5	Offer overview	Different solutions for different applications	4
6-19	EASY KITS	ESSENTIAL KIT (two wires) EASY KIT Connected (four wires)	10 12
20-26	PROFESSIONAL KITS	The FULL EXPANDABLE solution Single home VIDEO KITS (two wires) Single home AUDIO KITS (two wires)	20 24 26
27-85	2 Wires System	System overview Entrance panels range Internal units range System accessories range	30 33 55 80
86-98	D45 System	The main devices Entrance panels range Internal units range System accessories range Pre-sale software	88 90 91 92 98



# DIFFERENT SOLUTIONS FOR DIFFERENT APPLICATIONS

From single homes  
to large buildings ■ ■ ■



Single homes

Small buildings

Multi-residential

■ ■ ■ Different types of construction  
mean different types of offers

## PLUG-IN KITS for standard level single home



Essential solution that provides **BASIC FUNCTIONS**, normally for simple systems:

- ONE OR TWO FAMILY HOMES
- READY MADE SOLUTIONS
- BASIC FUNCTIONS
- PLUG-IN POWER SUPPLY

## PROFESSIONAL KITS for high level single home



Initial basic solution that **CAN DEVELOP** into a **MORE COMPLEX** and **CUSTOMISED** systems:

- ONE OR TWO-FAMILY HOMES
- READY MADE SOLUTIONS
- FULLY EXPANDABLE
- ENHANCED FUNCTIONS

## 2 WIRE SYSTEM for small buildings



The best technology when **TIME SAVING** and **EASE of INSTALLATION** are required:

- SMALL BUILDINGS/HOMES
- EASY AND QUICK TO INSTALL
- MAXIMUM VERSATILITY
- PERFECT FOR REFURBISHMENTS

## D45 SYSTEM for large buildings



System developed mainly to increase competitiveness in large projects, buildings and complexes.

- LARGER BUILDINGS AND COMPLEXES
- HIGH PERFORMANCES
- LONG DISTANCES AND HIGH NUMBER OF APARTMENTS
- INTEGRATED SECURITY FUNCTIONS



# PLUG-IN KITS

- Easy installation
- Expandability with additional internal units, entrance panel and CCTV camera (Coaxial)
- 2 Wires and 4 Wires available solutions
- Door lock release key and intercom functions
- Connected Wi-Fi solutions



## ESSENTIAL KIT

"cost-effective" solutions



### Hands-free video kit comprising:

- a wall-mounted metal entrance panel with LEDs for the illumination of the field of view
- a video colour display internal unit with plug-in power supply

### MAIN FEATURES:

- 4 Wires (video system)
- Installation flexibility (plug-in power supply)
- Expandability with additional internal units, entrance panel or CCTV camera (Coaxial)



## EASY KIT CONNECTED

"very simple" solutions

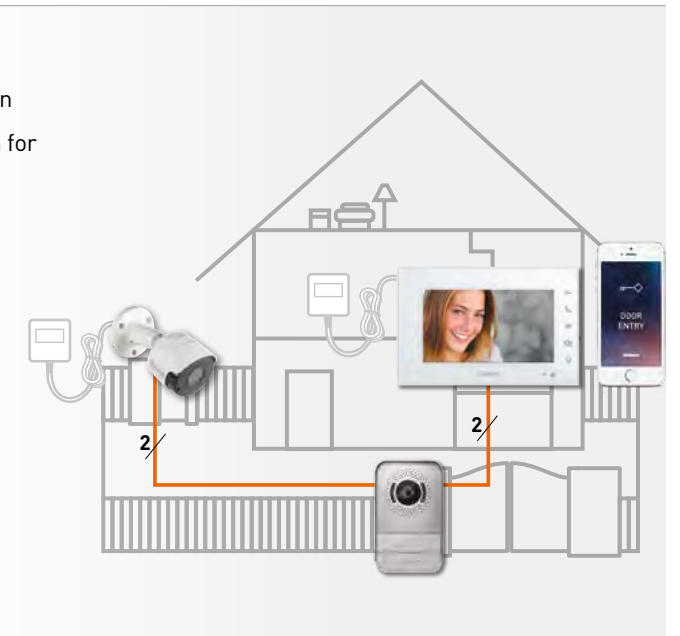


### Hands-free video kit comprising:

- a wall-mounted metal entrance panel (rainshield included) equipped with a colour camera and a LED lamp for the illumination of the field of view.
- a video colour display internal unit (plug-in power supply included).

### MAIN FEATURES:

- Easy, simple and quick installation
- SMART Wi-Fi connected solution for your security
- 2 non-polarised wires for an error-proof connection
- Practical and functional: hands-free solutions enabling dialogue while moving freely
- High-resistant and waterproof metal entrance panels
- One family installation. Easy switch to two families by adding the additional internal unit
- Expandability with additional internal units, entrance panel and CCTV camera (Coaxial).







# ESSENTIAL KIT

START YOUR KIT...

## 7" COLOUR VIDEO KIT



- 7" Hands-free kit
- Modern and trendy design
- Compact, discrete and robust entrance panels with rainshield
- Extended security thanks to the additional CCTV camera (Coaxial)


## BUILD ON YOUR KIT

All ESSENTIAL KITS can be expanded up to a maximum of 5 internal units. Video kits can be expanded with dedicated video and audio internal units and up to one additional entrance panel or an external CCTV camera (Coaxial).

## 7" HANDS-FREE ADDITIONAL INTERNAL UNIT



## ADDITIONAL ENTRANCE PANEL ADDITIONAL CAMERA



# KITS ESSENTIAL KIT



315512



Pack	Item	7" Video kits
1		ONE-FAMILY 4-wires colour video hands-free or handset kit, wall mounted with internal power supply, expandable up to 4 additional Internal Units and up to 1 additional External Panel or an External Camera (NTSC or PAL), offering the following functions: call, intercom, door lock activation, image cycling. Composed of a hands-free or a handset Video Internal Unit, with a 7" colour display and 12 ringtones, signaling LED and MUTE function; and a discrete Zamak Entrance Panel, with rain-shield, microphone and speaker volume adjustments, colour camera and LED for enhancing lighting in the visual field.
1	315512	7" Hands-free video kit



330852



330560



330660

Pack	Item	Additional 7" Video Internal Units
1	330852	Colour video hands-free additional Internal Unit, recommended to expand a one-family Essential kit 4-wires Video Kit, wall mounted with internal power supply, a 7" colour display and 12 ringtones, signaling LED and MUTE function, offering the following functions: call, intercom, door lock activation, image cycling.
1	330560	<b>Additional Video Entrance Panel</b> Additional Zamak Entrance Panel, recommended to expand a one-family Essential kit 4-wires Video Kit, wall mounted with embedded rain-shield, microphone and speaker volume adjustments, colour camera and LED for enhancing lighting in the visual field.
1	330660	<b>Angle Bracket accessory</b> Accessory for the installation of the External Panels 330560 - 330460 to adjust its visual field by a 30°-angle, to the right or to the left.



# ESSENTIAL KIT

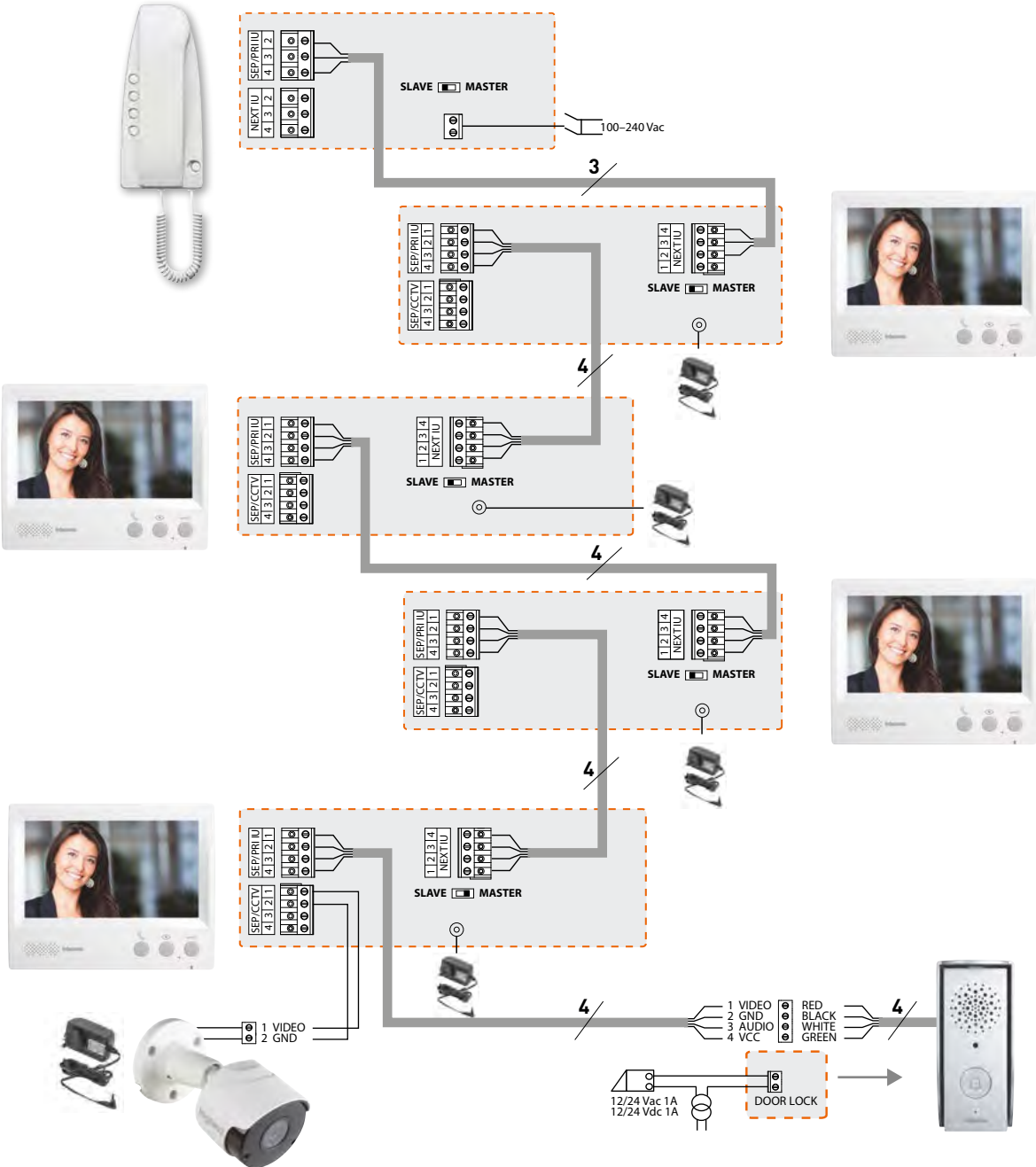
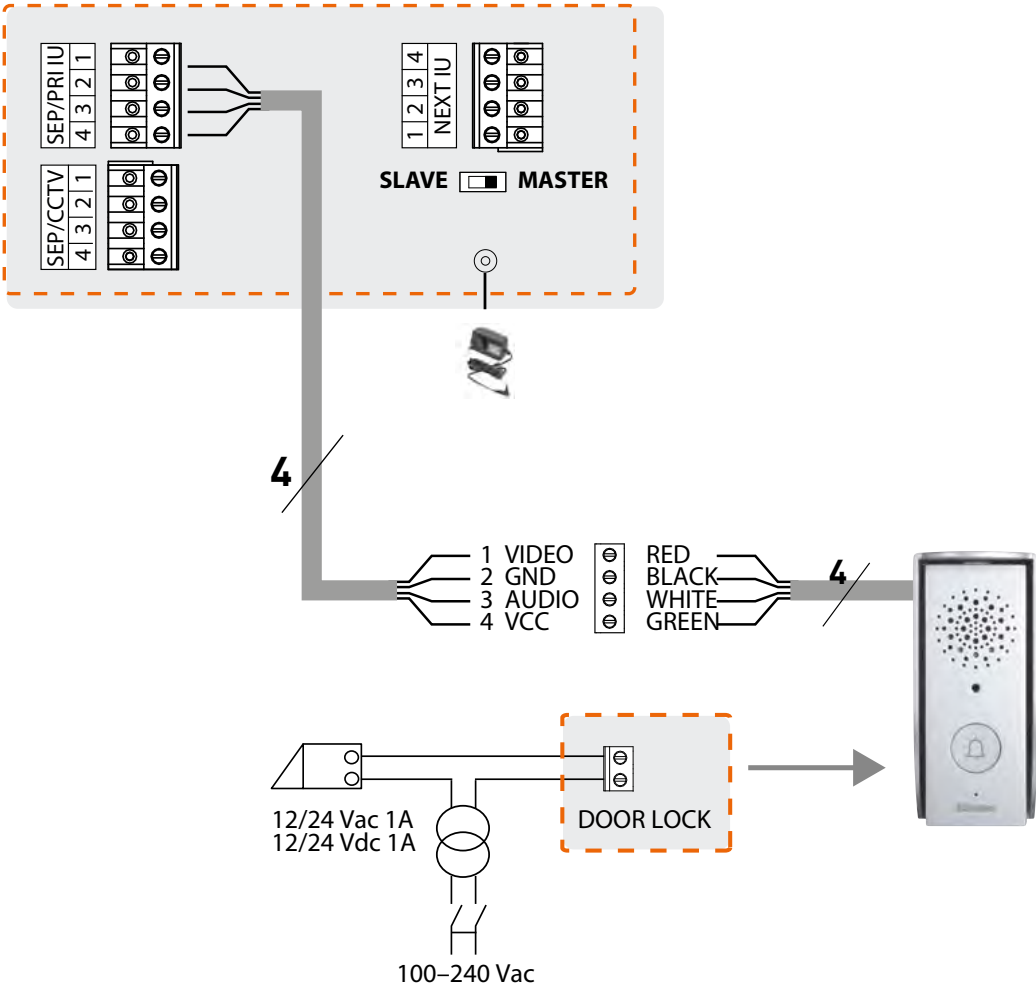
## 4 WIRES

### WIRING DIAGRAMS



EXAMPLE 1 - SINGLE FAMILY STANDARD VIDEO SYSTEM

EXAMPLE 2 - SINGLE FAMILY VIDEO SYSTEM – MAXIMUM EXPANSION WITH CAMERA





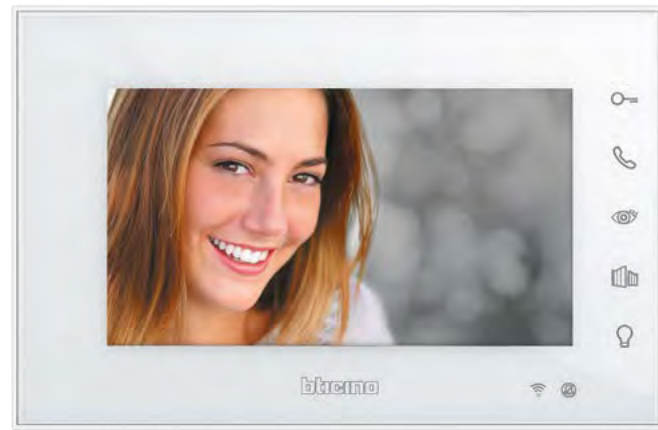
# EASY KIT Connected 2 WIRES

## THE ADVANTAGES OF A CONNECTED SYSTEM



### EASY KIT CONNECTED


SMART SOLUTION  
FOR YOUR SECURITY



Video internal unit compatible  
with NETATMO Smart Indoor and  
Smart Outdoor cameras.



**Answer and open the door**  
from your sofa or when you are away from home



**Open the gate**  
without using the keys when you get home



**Don't miss a delivery**  
take calls and open the gate,  
wherever you are



**Video surveillance**  
see what is happening outside the home





# EASY KIT Connected

## 2 WIRES



# ONE APP FOR ALL YOUR CUSTOMER NEEDS

With **a single APP** you can answer calls wherever you are and view the images of all the cameras connected to the system, even those of Netatmo

Dedicated APP  
DOOR ENTRY  
EASY KIT



Additional CCTV  
Camera



Compatible with  
**Netatmo**

Video internal unit compatible  
with NETATMO Smart Indoor and  
Smart Outdoor cameras.

Video entrance panel



**NETATMO** Smart Indoor Camera



**NETATMO** Smart Outdoor Camera





## EASY KIT CONNECTED SOLUTIONS

### START YOUR KIT...

#### 7" WI-FI CONNECTED VIDEO KIT

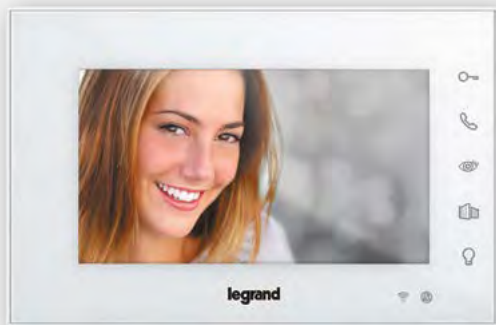


- Call forwarding on smartphone
- Wi-Fi connected
- 7" colour LCD display
- Internal unit with black finish
- Hands-free communication
- Lights activation
- Additional CCTV camera (Coaxial)
- Entrance panel can call 2 apartments
- Integration with NETATMO's Smart Outdoor and Indoor Cameras

### BUILD ON YOUR KIT

EASY KIT CONNECTED can be expanded up to a maximum of 3 internal units and one additional entrance panel or CCTV camera (Coaxial) for each apartment. Only one easy kit connected per home can be installed.

#### 7" WHITE WI-FI CONNECTED FINISH INTERNAL UNITS



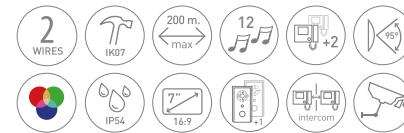
## KITS EASY KIT CONNECTED 2 WIRES



318013



331860



Pack	Item	7" white finish connected video kit
		<b>Complete video kit</b> ONE Family two wires colour WI-Fi connected video kits with wall mounted entrance panel. Metal finish entrance panel with rainshield, colour wide angle camera and LED for the night illumination of the field of view. Entrance panel can be easily adapted for two family houses. An external CCTV colour camera (Coaxial) can be directly connected to the entrance panel. Wi-Fi connected handsfree 7" screen internal unit with PLUG-IN power supply included. The system can be expanded up to 3 traditional handsfree internal units. Thanks to the Wi-Fi connection, you can associate the video internal unit to the Door Entry Easy Kit App (available for Android and iOS). You can manage by the App the main video internal unit functions (receiving calls, opening the door lock, view the cameras). The system is fully interoperable with Netatmo cameras for greater security outside and inside the house.
1	318013	7" White finish connected video kit with Australian standard Plug-in power supply.
1	332853	<b>Additional video internal units</b> Connected 7" white finish additional internal unit 7" with Australian standard Plug-in power supply. NOTE: maximum one connected screen per installation
1	331860	<b>Additional video entrance panel</b> Video entrance panel with rainshield

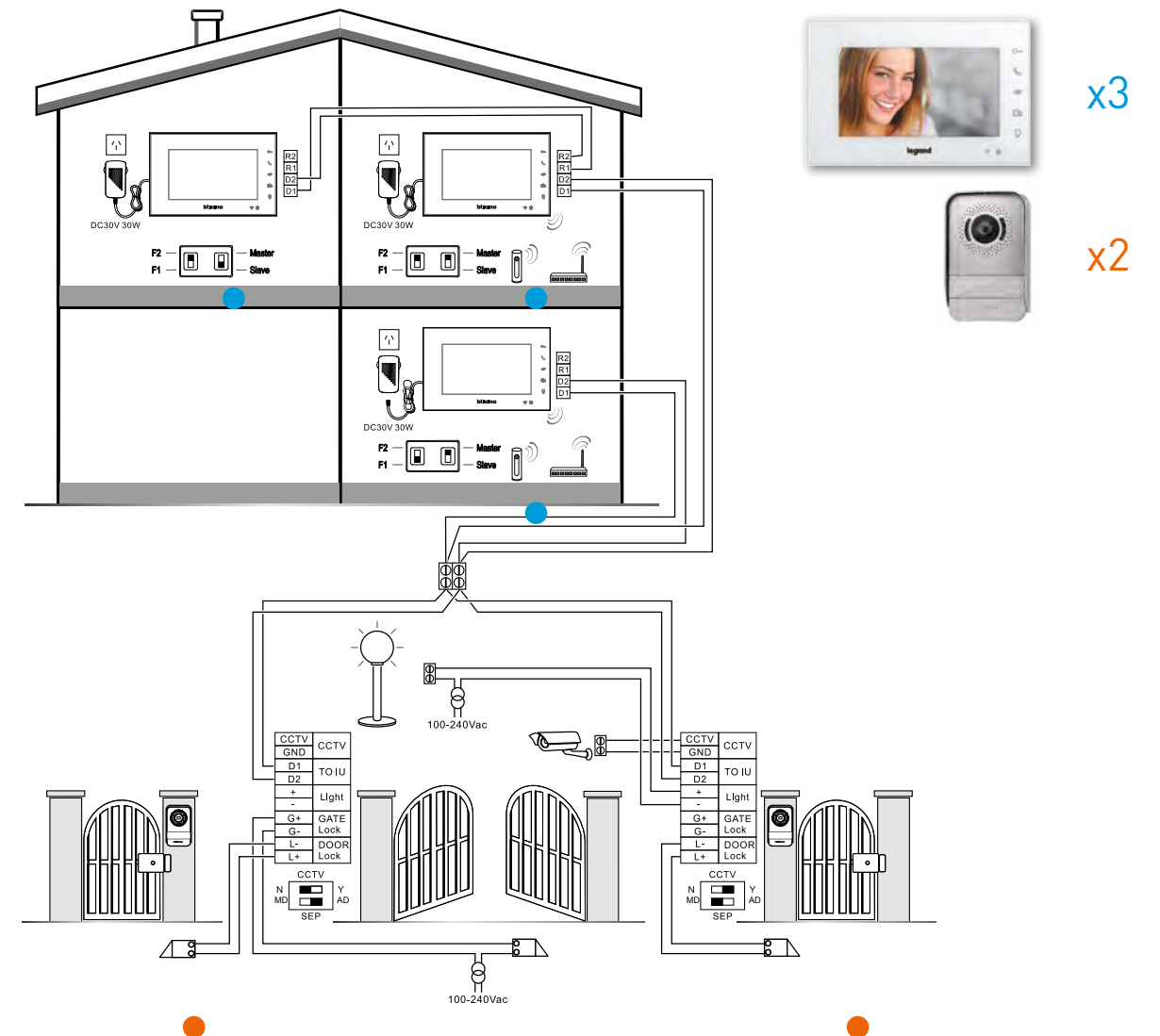
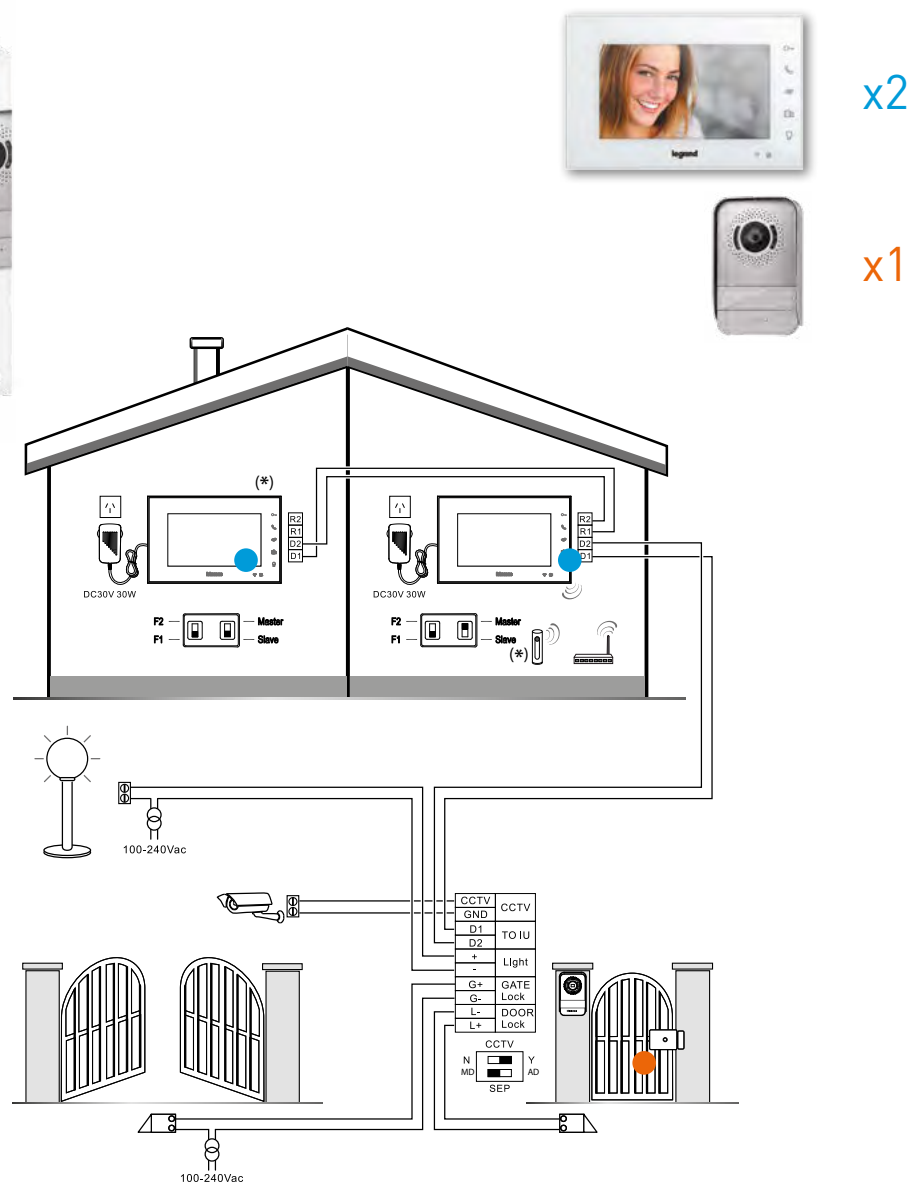
# EASY KIT 2 WIRES

## WIRING DIAGRAMS



EXAMPLE 1 - SINGLE FAMILY STANDARD KIT

EXAMPLE 2 - MULTI FAMILY VIDEO SYSTEM KIT



\*Additional internal panel (not included in Easy kit)



# THE “FULL EXPANDABLE” SOLUTION

SUITABLE FOR SINGLE HOME STANDARD - HIGH LEVEL APPLICATIONS

- The 2-wire technology allows maximum flexibility and expandability
- From basic functions to advanced functions such as call redirection on smartphone, video door entry answering machine, Netatmo cameras integration, intercom and door opening with badge
- Modular DIN-rail power supply
- Include a manual with all the technical information required for the installation, connection, features and expansion possibilities.



## EXPANSION

Expand these kits with other devices such as additional entrance panels, internal units, cameras, and home automation devices.

**2 WIRES**  
FULL  
EXPANDABILITY

### AUDIO KITS



### VIDEO KITS



Compatible with  
**Netatmo**

Video internal unit compatible with NETATMO Smart Indoor and Smart Outdoor cameras.

CLASSE 300X13E



Call redirection  
on smartphone



Netatmo  
Smart Outdoor  
camera

LINEA 3000



Door opening  
with badge

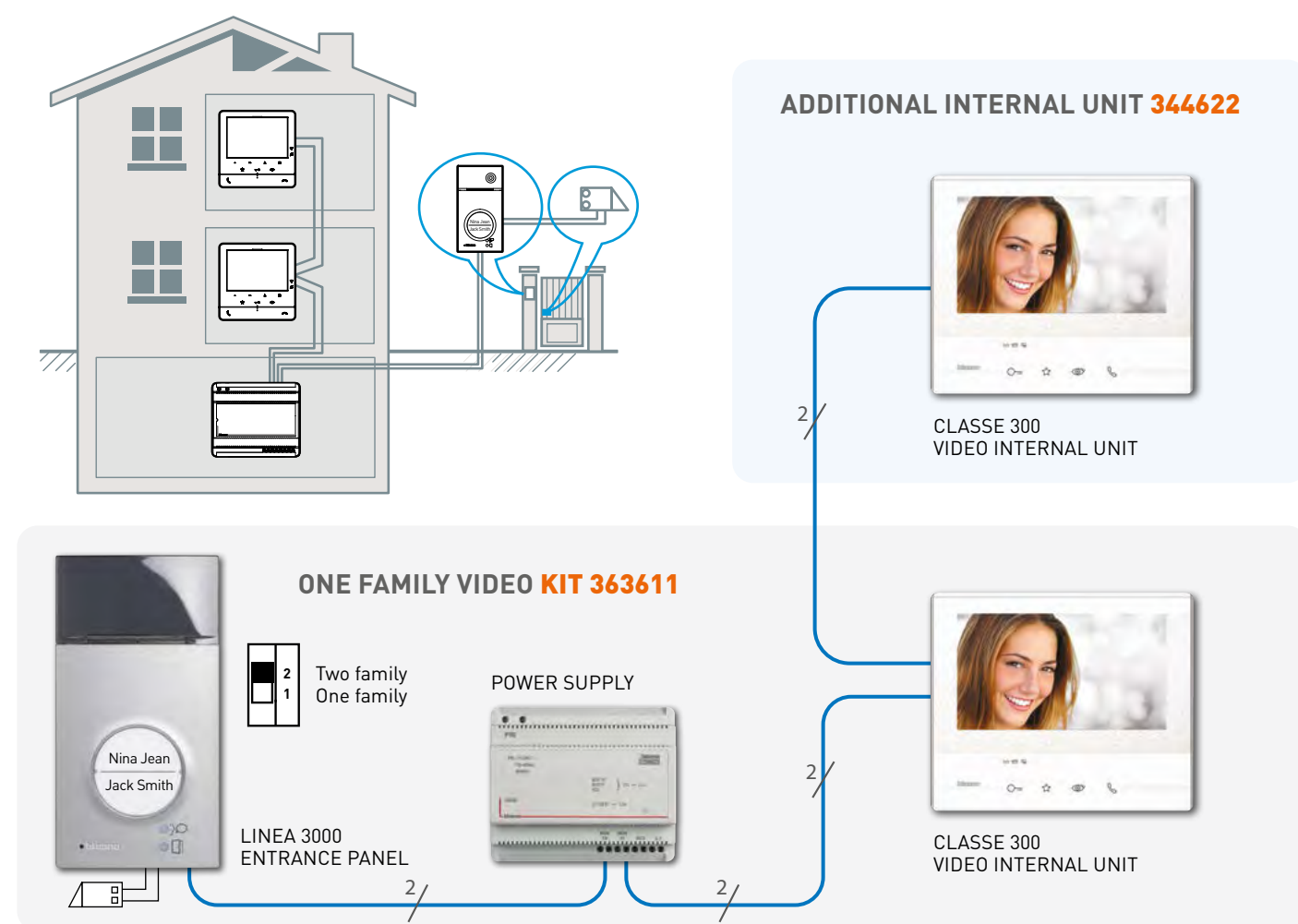


# Maximum simplicity

The 2 Wires professional kits guarantee maximum simplicity and flexibility of installation. They are the ideal solution for making new systems and in renovations. Both audio and video systems require only 2 WIRES for the

installation, so that existing wires can be used in renovations. There is no need to respect polarity in the connections, giving maximum simplification in the installation work.

## LINEA 3000 TWO FAMILY VIDEO KIT – INSTALLATION EXAMPLE



VIDEO KIT

The 2 Wires kits are completely expandable and adapt to all installation needs. They are perfectly compatible with the 2 devices (external pushbutton panels, internal units, video internal units, system accessories and cameras), allowing expansion without compromises.



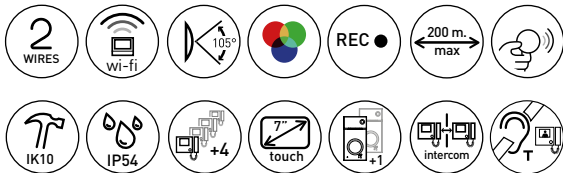
PROFESSIONAL KITS  
SINGLE HOME KITS



363911



Video internal unit compatible with NETATMO Smart Indoor and Smart Outdoor cameras.



Pack	Item	CLASSE 300X13E – LINEA 3000 CONNECTED VIDEO KIT
		One-family handsfree kit with: Classe 300X13E video internal unit in light finish with Wi-Fi, handsfree, Inductive Loop, 7" Touch screen LCD display and video door entry answering machine with call audio/video memory; LINEA 3000 pushbutton panel with zamak front cover, wide angle colour camera and proximity reader and with a kit of coloured key cards and two door lock release clear discs. Can be configured for one-family or two-family installations. It can manage a maximum of 20 key cards (125 KHz) for the electric door lock release (including the one for the system management). Nameplate lit by white LED. Can be wall or flush installed with specific accessories: (350020) flush mounted box with (343061) flush mounted accessory - to be purchased separately. Can be fitted with rainshield (343051) – to be purchased separately. The pushbutton panel has a protection index IP54 - protection index against mechanical impact IK10. Thanks to the Wi-Fi connectivity integrated in the video internal unit, it is possible to associate the device to the Door Entry App (available for Android and iOS). You can manage the main video internal unit functions (receiving calls, opening the door lock, activating the entrance panel/cycling and extra activations). The video internal unit has call audio/video memory and Inductive Loop function (to enable use by people wearing hearing aids fitted with T selector). It has capacitive keys for the control of the main video door entry functions: door lock release, handsfree connection, activation of entrance panel/camera scrolling and favourite key (can be configured to activate the quick actions most frequently used - eg: staircase light control, Intercom and additional activations). Access to configuration, adjustments and functions using the touch display with graphic interface. Wall-mounted or table-top installation with specific support (344632) - to be purchased separately.
1	363911	<b>Complete one family kit</b> (Easy switch to two families system by purchasing an additional internal unit - refer to 2 Wires system internal units range).



**DOOR ENTRY CLASSE 300X** is the App which lets you use your smartphone, manage the video internal unit calls locally and remotely or with a simple touch open the gate, activate the cameras, manage the answering machine, and switch the garden timed lights on. Configuring the App needs just a few steps, thanks to the BTicino Cloud, the remote connection is completely automated and managed with the maximum level of security.

Item	KIT COMPOSITION	Qty
343091	LINEA 3000 Entrance panel	1
344642	CLASSE 300X13E Video internal unit	1
346050	6 DIN System power supply	1
346250	Relay module accessory	1
348260	Set of door lock release badges	1
348261	Set of door lock release clear discs	1



364614



Video internal unit compatible with NETATMO Smart Indoor and Smart Outdoor cameras.



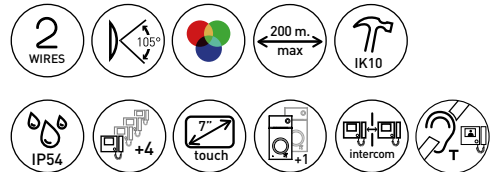
Pack	Item	CLASSE 100X16E - LINEA 3000 CONNECTED VIDEO KIT
		One-family handsfree kit with: CLASSE 100X16E Wi-Fi connected video indoor unit, handsfree function, inductive loop, 5" LCD display; LINEA 3000 pushbutton panel with zamak front cover, wide angle colour camera, proximity reader and with a set of coloured key cards and two clear discs for door lock release. Can be configured for one-family and two-family installations. It can manage a maximum of 20 key cards (125 KHz) for the electric door lock release (including the one for the system management). Nameplate lit by white LED. Can be wall or flush installed with specific accessories: (350020) flush mounted box and (343061) flush mounted accessory - to be purchased separately. Can be fitted with rainshield (343051)- to be purchased separately. The pushbutton panel has a protection index IP54- protection index against mechanical impact IK10. The video indoor unit has inductive loop function (to enable use by people wearing hearing aids fitted with T selector). It has 2 physical keys for the control of the main functions – answer and end a call – and has 3 touch keys for the control of the main functions – door lock release, staircase light control and entrance panel activation/scrolling – there are further 4 configurable touch keys that perform different functions – e.g. intercom, additional door lock activation, generic activations. It has a side lever to adjust: Colour, brightness and display contrast, audio volume, call tone volume and Wi-Fi configuration. There are call exclusion notification LEDs and Wi-Fi. Also, thanks to the Wi-Fi connection, you can associate the video indoor unit to the Door Entry App (available for Android and iOS). Manage the main video indoor unit functions (receiving calls, opening the door lock, activating the entrance panel/scrolling, firmware updating and additional activations) from the App. The installation can be made to the wall using the bracket supplied or by using table support accessories (2 x 344692) – to be purchased separately. The device also has Professional Studio (Office) function and must be configured.
1	364614	<b>Complete one family kit</b> (Easy switch to two families system by purchasing an additional internal unit - refer to 2 Wires system internal units range).



**DOOR ENTRY CLASSE 100X** is the App which lets you use your smartphone, manage the video internal unit calls locally and remotely or with a simple touch open the gate, activate the cameras and switch the garden timed lights on. Configuring the App needs just a few steps, thanks to the BTicino Cloud, the remote connection is completely automated and managed with the maximum level of security.

Item	KIT COMPOSITION	Qty
343091	LINEA 3000 Entrance panel	1
344682	CLASSE 100X16E Video internal unit	1
346050	6 DIN System power supply	1
346250	Relay module accessory	1
348260	Set of door lock release badges	1
348261	Set of door lock release clear discs	1

PROFESSIONAL KITS  
SINGLE HOME VIDEO KITS



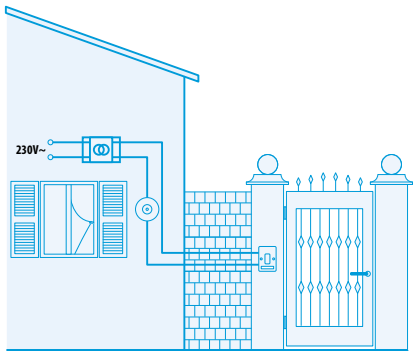
Pack	Item	CLASSE 300V13E – LINEA 3000 hands-free video kit
1	363511	<p>One-family handsfree kit with: Classe 300V13E video internal unit in light finish with handsfree, Inductive Loop and 7" Touch screen LCD display; LINEA 3000 pushbutton panel with zamak front cover, wide angle colour camera. Can be configured for one-family or two-family installations. Nameplate lit by white LED. Can be wall or flush installed with specific accessories: (350020) flush mounted box with (343061) flush mounted accessory - to be purchased separately. Can be fitted with rainshield (343051) – to be purchased separately. The pushbutton panel has a protection index IP54 - protection index against mechanical impact IK10. You can manage the main video internal unit functions (receiving calls, opening the door lock, activating the entrance panel/cycling and extra activations). The video internal unit has Inductive Loop function (to enable use by people wearing hearing aids fitted with T selector). It has capacitive keys for the control of the main video door entry functions: door lock release, handsfree connection, activation of entrance panel/camera scrolling and favourite key (can be configured to activate the quick actions most frequently used - eg: staircase light control, Intercom, additional activations). Access to configuration, adjustments and functions using the touch display with graphic interface. Wall-mounted or table-top installation with specific support (344632) - to be purchased separately.</p> <p><b>Complete one family kit</b> (Easy switch to two families system by purchasing an additional internal unit - refer to 2 Wires system internal units range).</p>

Item	KIT COMPOSITION	Qty
343081	LINEA 3000 Entrance panel	1
344612	CLASSE 300V13E Video internal unit	1
346050	6 DIN System power supply	1
346250	Relay module accessory	1

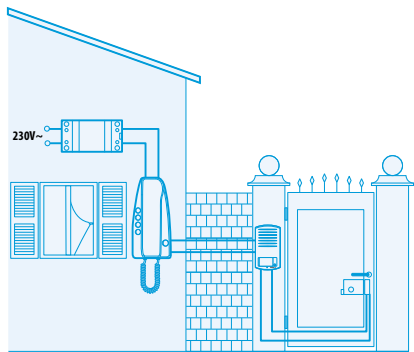
PROFESSIONAL KITS  
ANALOGUE KITS  
Audio Kits



Pack	Item	SPRINT - LINEA 2000 AUDIO HANDSET KIT
1	363811	<p>One-family kit with SPRINT handset and LINEA 2000 pushbutton panel. Analogue technology with 2 wire connection. Devices suitable for wall mounted installation. Expansion possibility using the specific additional handset 331550</p>


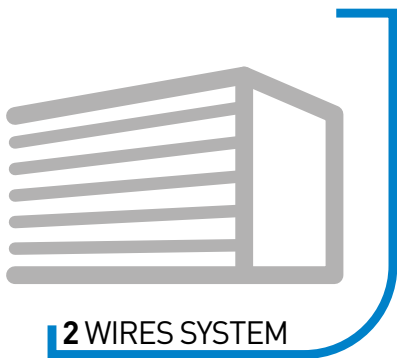


OLD BELL SYSTEM



NEW AUDIO SYSTEM

# 2 wires system





# 2 wires system

The easiest system offer

The **2 WIRES SYSTEM** is the best technology for those cases when **TIME SAVING** and **EASE of INSTALLATION** are crucial. Thanks to the non polarised 2

wires system it is in fact possible to install, with the same ease, all kinds of systems, from those for single villas to those for apartment complexes.

This technology is particularly suitable, for example, for:

## SMALL AND MEDIUM SIZE SYSTEMS



SINGLE HOME



APARTMENTS

## RENOVATIONS

The possibility of using existing cables makes it the ideal solution when refurbishing systems.



Remove the old entrance panel being replaced.

Use the two cables already present to connect the new entrance panel.

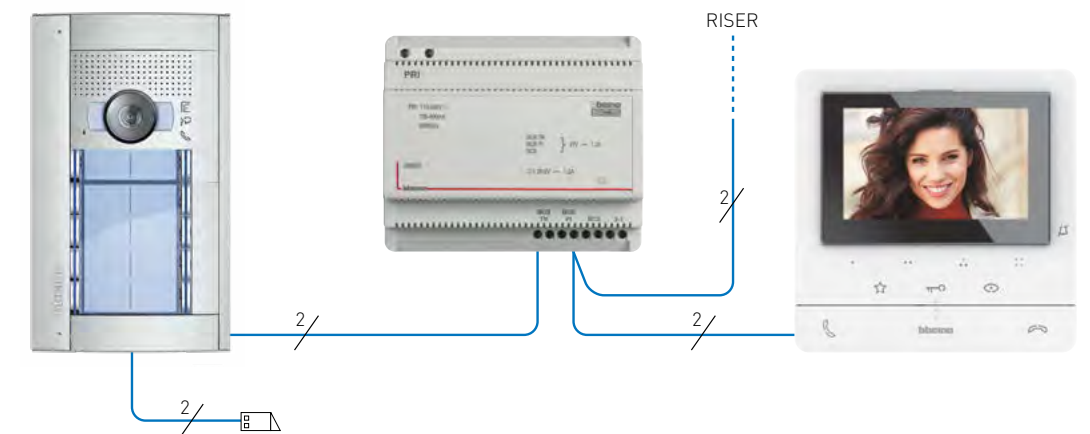


In addition to the extreme simplicity, the system offers

**VERY GOOD PERFORMANCE**

### SYSTEM MAIN FEATURES

3900	Apartments
3900	Apartment video entrance panels
39	Risers with independent sound mode
5	Handsets per apartment
600 m	Distance between entrance panel and furthest internal unit



2 non-polarised wires for all the system



## THE 2 WIRES SYSTEM

OFFERS A WIDE RANGE OF ENTRANCE PANELS AND INTERNAL UNITS, TO MEET ALL THE CUSTOMER NEEDS.






# THE SYSTEM COMPOSITION



■ Thanks to the additional door lock, lift integration can be achieved.

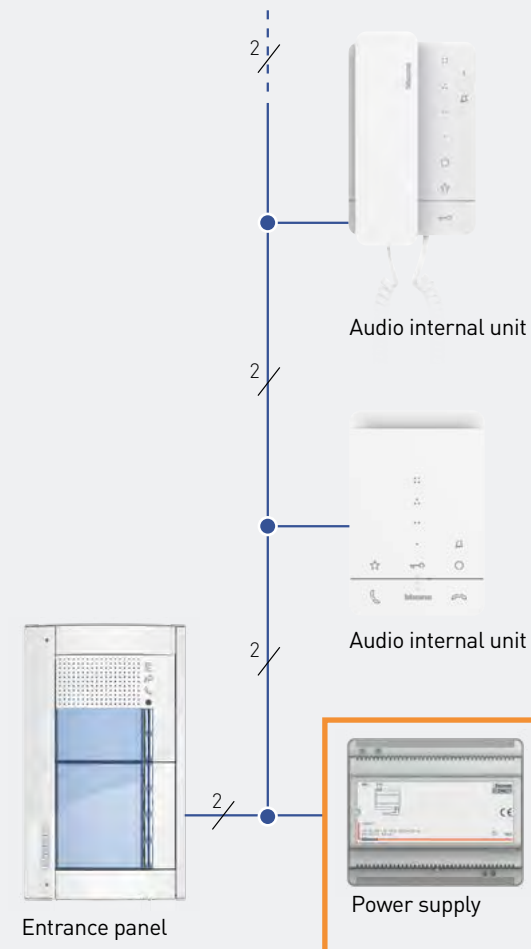


■ In apartment-block systems the switchboard can be used for the management and centralised supervision of the apartment-block services.

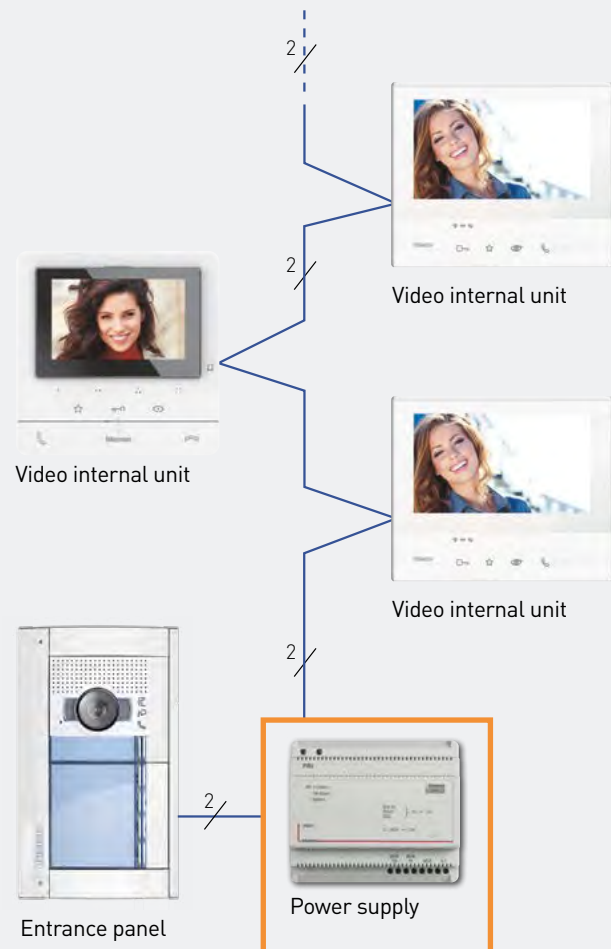


■ In systems with Classe 300X13E / Classe 100X16E connected internal units, you can manage your door entry system calls and functions with your smartphone thanks to the dedicated DOOR ENTRY Apps.

## DOOR ENTRY SYSTEM



## VIDEO DOOR ENTRY SYSTEM








# ENTRANCE panel range

SFERA  
LINEA 3000  
LINEA 100  
LINEA 300



2 WIRES SYSTEM

ENTRANCE PANELS

Overview and features

	<div>Sfera New</div> 	<div>Sfera Robur</div> 	<div>Linea 3000</div> 		<div>Linea 300</div> 	<div>Linea 100</div> 
Audio	●	●	●			●
Colour video	●	●	●		●	
Finishes / Colours	Allmetal Allwhite Allstreet	Zamak Robur	Zamak grey Zamak black		Stainless Steel Aluminium	Stainless Steel
Wall mounted installation	●	●	●		●	●
Flush mounted installation	●	●	●		●	
Pushbutton call	●	●	●		●	●
Digital call	●	●				●
Wide angle camera (1)	●	●	●			
Night & Day camera (2)	●	●				
Control speech synthesis (3)	●	●				
Door lock release with keypad	●	●				●
Door lock release with key card	●	●	●			
Rainshield	●	●	●			●
Vandal proof					●	
Protection index	IP54	IP54	IP54		IP54	IP44
Sturdiness index	Up to IK08	IK10	IK10		IK07	IK08
Max. number of calls	100 with pushbuttons 4000 with digital call	100 with pushbuttons 4000 with digital call	2		32 with pushbuttons 4000 with digital call	8 with pushbuttons 4000 with digital call

(1) Horizontal and vertical wide viewing field. Easy to use for children and differently-abled people.

(2) Night lighting thanks to the IR LED with automatic IR filter. Sharp, perfect images even in limited light conditions.

(3) Inductive loop and control speech synthesis. Use by people wearing hearing aids. Easy to use for visually impaired people.





SFERA NEW

SFERA ROBUR

## 2 DESIGNS

### SFERA NEW

A modern and sleek design suitable for residential and commercial developments.



Audio or video pushbutton entrance panel

Call from address book

### SFERA ROBUR

Sturdy materials and optional flush-mounting boxes providing increased safety and preventing removal of the device



Audio or video pushbutton entrance panel

Digital call

# TWO STYLES ONE ELECTRONIC HEART


### 2-wires simplicity, maximum performance

Exceptional audio and video performance as well as fast and simple installation can be achieved with 2-wires technology

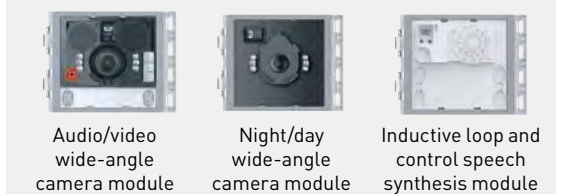
- Up to 4000 dwellings
- 20 handsets per dwelling
- Up to 96 video entrance panels
- Operable range of 600 m between entrance panel and internal unit

## 12 FUNCTIONS

### TRADITIONAL



### ADVANCED





































































### DOOR LOCK RELEASE



2 WIRES SYSTEM

SFERA NEW

Examples to select parts of the system
























































FINISHES	INSTALLATION TYPE	FLUSH-MOUNTING BOXES		RAINSHIELDS (OPTIONAL)		FRAMES/PLATES			DIGITAL FUNCTION MODULES	FRONT COVERS																																																																																																																																																																																																																																																																																																																																																																																																																																																																																																																																																																																																																																																																					
	FLUSH-MOUNTING INSTALLATION	Cat.Nos	Pack	Cat.Nos	Pack	Cat.Nos	Pack		Cat.Nos	Pack	Cat.Nos			Pack																																																																																																																																																																																																																																																																																																																																																																																																																																																																																																																																																																																																																																																																	
<div>Allmetal (silver)</div> <div></div> <div>1</div>	<div><div>A</div><div>C</div><div>D</div><div>E</div><div>F</div><div></div><div></div><div></div><div></div><div></div></div>	<div><div>A</div><div></div><div>350010</div><div>1 module</div></div> <div><div></div><div>350020</div><div>2 modules</div></div> <div><div></div><div>350030</div><div>3 modules</div></div>	1	<div><div>C</div><div></div><div>35051..</div><div>1 module</div></div> <div><div></div><div>35052..</div><div>2 modules</div></div> <div><div></div><div>35053..</div><div>3 modules</div></div>	1	<div><div>D</div><div></div><div>35021..</div><div>1 module</div></div> <div><div></div><div>35022..</div><div>2 modules</div></div> <div><div></div><div>35023..</div><div>3 modules</div></div>	1	<div>Speakers</div>	<div><div>E</div><div></div><div>351000</div><div>Basic speaker module</div><div>(FOR AUDIO SYSTEMS ONLY)</div><div>1</div></div> <div><div></div><div>351100</div><div>Speaker module</div><div>1</div></div>	<div><div>F</div><div></div><div>35100..</div><div>Basic speaker module</div></div> <div><div></div><div>35101..</div><div>Basic speaker module 1 push-button</div></div> <div><div></div><div>35102..</div><div>Basic speaker module 2 push-buttons</div></div> <div><div></div><div>35104..</div><div>Basic speaker module 2 push-buttons/double row</div></div> <div><div></div><div>35108..</div><div>Basic speaker module 4 push-buttons/double row</div></div>	1	<div><div></div><div>35110..</div><div>Speaker module</div></div> <div><div></div><div>35111..</div><div>Speaker module 1 push-button</div></div> <div><div></div><div>35112..</div><div>Speaker module 2 push-buttons</div></div> <div><div></div><div>35114..</div><div>Speaker module 2 push-buttons/double row</div></div> <div><div></div><div>35118..</div><div>Speaker module 4 push-buttons/double row</div></div>	1	<div><div></div><div>352000</div><div>4 push-buttons/ single row</div><div>1</div></div> <div><div></div><div>352100</div><div>8 push-buttons/ double row</div><div>1</div></div>	<div><div></div><div>35203..</div><div>3 push-buttons</div></div> <div><div></div><div>35204..</div><div>4 push-buttons</div></div> <div><div></div><div>352011</div><div>1 push-button</div></div> <div><div></div><div>352021</div><div>2 push-buttons</div></div>	1	<div><div></div><div>35216..</div><div>6 push-buttons/double row</div></div> <div><div></div><div>35218..</div><div>8 push-buttons/double row</div></div> <div><div></div><div>352121</div><div>2 push-buttons/double row</div></div> <div><div></div><div>352141</div><div>4 push-buttons/double row</div></div>	1	<div><div>E</div></div> <div><div>F</div><div></div><div>351200</div><div>Audio/video</div><div>1</div></div> <div><div></div><div>351300</div><div>Audio/video with wide angle camera</div><div>1</div></div> <div><div></div><div>352400</div><div>Night/day with wide angle camera</div><div>1</div></div>	<div><div></div><div>35120..</div><div>Audio/video</div></div> <div><div></div><div>35121..</div><div>Audio/video 1 push-button</div></div> <div><div></div><div>35122..</div><div>Audio/video 2 push-buttons/double row</div></div>	1	<div><div></div><div>35130..</div><div>Audio/video wide angle</div></div> <div><div></div><div>35131..</div><div>Audio/video wide angle 1 push-button</div></div> <div><div></div><div>35132..</div><div>Audio/video wide angle 2 push-buttons / double row</div></div>	1	<div><div></div><div>354000</div><div>Cable for the connection or several push-button modules L= 470 mm</div></div>	1	<div><div></div><div>35240..</div><div>Night/day with wide angle camera</div></div>	1	<div><div>E</div></div> <div><div>F</div><div></div><div>352200</div><div>Name plate</div><div>1</div></div> <div><div></div><div>352500</div><div>Graphic display</div><div>1</div></div> <div><div></div><div>352700</div><div>Inductive loop and control speech synthesis</div><div>1</div></div> <div><div></div><div>353200</div><div>Badge reader</div><div>1</div></div> <div><div></div><div>353000</div><div>Keypad</div><div>1</div></div>	<div><div></div><div>35220..</div><div>Name plate</div></div> <div><div></div><div>35250..</div><div>Graphic display</div></div> <div><div></div><div>35270..</div><div>Inductive loop-speech synthesis</div></div> <div><div></div><div>35320..</div><div>Badge reader</div></div> <div><div></div><div>35300..</div><div>Numeric keypad</div></div> <div><div></div><div>353011</div><div>Alphanumeric keypad</div></div>	1	<div><div></div><div>35220..</div><div>Name plate</div></div> <div><div></div><div>35270..</div><div>Inductive loop-speech synthesis</div></div> <div><div></div><div>35320..</div><div>Badge reader</div></div>	1	<div><div></div><div>35230..</div><div>Blanking reader</div></div>	1	<div><div></div><div>35300..</div><div>Numeric keypad</div></div> <div><div></div><div>353011</div><div>Alphanumeric keypad</div></div>	1																																																																																																																																																																																																																																																																																																																																																																																																																																																																																																																																																																																																																																											
	<div>Allwhite (white)</div> <div></div> <div>2</div>																																																																																																																																																																																																																																																																																																																																																																																																																																																																																																																																																																																																																																																																														</

CHOOSE YOUR FINISH: Replace the dots in the Cat. No. with either 1, 2, or 3 to select the desired finish

CHOOSE YOUR FINISH: Replace the dots in the Cat. No. with either 1, 2, or 3 to select the desired finish



2 WIRES SYSTEM  
SFERA ROBUR  
Examples to select parts of the system


FINISHES	INSTALLATION TYPE	FLUSH-MOUNTING BOXES		SUPPORT FRAMES		FRAMES/PLATES			DIGITAL FUNCTION MODULES	FRONT COVERS					
<div>Vandal-resistant (ROBUR)</div> 	FLUSH-MOUNTING INSTALLATION	Cat.Nos	Pack	Cat.Nos	Pack	Cat.Nos	Pack		Cat.Nos	Pack	Cat.Nos			Pack	
	<div><div>A</div><div>C</div><div>D</div><div>E</div><div>F</div><div> Flush-mounting box</div><div> Frame + support</div><div> Function modules</div><div> Front covers</div><div> Surround plate</div></div>	<div><div>A</div><div> 350110 1 module</div></div> <div><div> 350120 2 modules</div></div> <div><div> 350130 3 modules</div></div>	1	<div><div>C</div><div> 350315 1 module</div></div> <div><div> 350325 2 modules</div></div> <div><div> 350335 3 modules</div></div>	1	<div><div>D</div><div> 350415 1 module</div></div> <div><div> 350425 2 modules</div></div> <div><div> 350435 3 modules</div></div>	1		<div><div>E</div><div> 351000 Basic speaker module (FOR AUDIO SYSTEMS ONLY)</div></div> <div><div> 351100 Speaker module</div></div>	1	<div><div>F</div><div>Audio front covers</div><div> 351005 Basic speaker module</div><div> 351015 Basic speaker module 1 push-button</div><div> 351025 Basic speaker module 2 push-buttons</div><div> 351045 Basic speaker module 2 push-buttons/double row</div><div> 351085 Basic speaker module 4 push-buttons/double row</div></div> <div><div> 351105 Speaker module</div><div> 351115 Speaker module 1 push-button</div><div> 351125 Speaker module 2 push-buttons</div><div> 351145 Speaker module 2 push-buttons/double row</div><div> 351185 Speaker module 4 push-buttons/double row</div></div>			1	
				1		1		1	<div><div> 352000 4 push-buttons/ single row</div></div> <div><div> 352100 8 push-buttons/ double row</div></div>	1	<div><div> 352035 3 push-buttons</div></div> <div><div> 352165 6 push-buttons/double row</div></div>	<div><div> 352045 4 push-buttons</div></div> <div><div> 352185 8 push-buttons/double row</div></div>		1	
				1		1		1		<div><div>E</div></div>	<div><div>F</div><div>Video front covers</div><div> 351200 Audio/video</div><div> 351300 Audio/video with wide angle camera</div><div> 352400 Night/day with wide angle camera</div></div> <div><div> 351205 Audio/video</div><div> 351305 Audio/video wide angle</div><div> 352405 Night/day with wide angle camera</div></div> <div><div> 351215 Audio/video 1 push-button</div><div> 351315 Audio/video wide angle 1 push-button</div></div> <div><div> 351225 Audio/video 2 push-buttons / double row</div><div> 351325 Audio/video wide angle 2 push-buttons / double row</div></div> <div><div> 354000 Cable for the connection or several push-button modules L= 470 mm</div></div>			1	
				1		1		1			<div><div>F</div><div>Miscellaneous front covers</div><div> 352200 Name plate</div><div> 352500 Graphic display</div><div> 352700 Inductive loop and control speech synthesis</div><div> 353200 Badge reader</div><div> 353000 Keypad</div></div> <div><div> 352205 Name plate</div><div> 352505 Graphic display</div><div> 352705 Inductive loop-speech synthesis</div><div> 353205 Badge reader</div><div> 353005 Keypad</div></div> <div><div> 352305 Blanking reader</div></div>			1	
				1		1		1							1
				1		1		1							1
				1		1		1							1
				1		1		1							1
				1		1		1							1

(\*) CHOOSE YOUR FINISH: Replace the dots in the Cat. No. with either 1, 2, or 3 to select the desired finish - Refer to SFERA NEW finishes.

2 WIRES SYSTEM

SFERA

Electronic modules



Pack	Item	Electronic modules
1	351000	<b>Basic speaker module</b> for the creation of 2 WIRE audio systems. Fitted with loudspeaker and microphone volume adjustment. It manages up to 100 pushbutton calls using additional double row pushbuttons. It can be used for opening an electrical door lock directly connected to the S+ and S- clamps (18 V 4 A impulsive - 250 mA holding current 30 Ohm max) and the connection to a local door lock release pushbutton on the PL clamps. To be completed with surround plate. The device must be physically configured.
1	351100	<b>Speaker module</b> for the creation of 2 WIRE audio & video systems. Fitted with loudspeaker and microphone volume adjustment. It can manage up to 100 pushbutton calls when using additional double row pushbutton modules. It can be used for opening an electrical door lock directly connected to the S+ and S- clamps (18 V 4 A impulsive - 250 mA holding current 30 Ohm max) and the connection to a local door lock release pushbutton on the PL clamps. Preset for additional power supply. Fitted with front LEDs for the notification of the operating status: door lock release, communication active, call put through, and system busy. Integrated optic sensor for the switching on of the night backlighting. To be completed with surround plate. The device can be configured either physically or using the PC and the TiSferaDesign software.
1	351200	<b>Audio video module</b> for the installation of 2 WIRE colour video systems. With Colour camera with 1/3" sensor and white LEDs for the lighting of the shooting field. Mist prevention heating resistance. Loudspeaker and Microphone volume adjustments. It can manage up to 98 pushbutton calls using the additional double row pushbutton modules. Horizontal and vertical camera position adjustment, +/- 10° in both directions. It offers the possibility of opening an electrical door lock directly connected to clamps S+ and S- (18 V 4 A impulsive - 250 mA holding current 30 Ohm max) and of connecting a local door lock release pushbutton on clamps PL. Preset for additional power supply. Fitted with front LEDs for the notification of the operating status: door lock release, communication active, call put through, and system busy. Integrated optic sensor for the switching on of the night backlighting. To be completed with surround plate. The device must be configured physically or using a PC and the TiSferaDesign software.

Pack	Item	Electronic modules
1	351300	<b>Wide angle audio/video module</b> for the installation of 2 WIRE colour video systems. With Colour camera with 1/3" sensor and white LEDs for the lighting of the shooting field. Mist prevention heating resistance. Loudspeaker and Microphone volume adjustments. It can manage up to 98 pushbutton calls using the additional double row pushbutton modules. It offers the possibility of opening an electrical door lock directly connected to clamps S+ and S- (18 V 4 A impulsive - 250 mA holding current 30 Ohm max) and of connecting a local door lock release pushbutton on clamps PL. Preset for additional power supply. Fitted with front LEDs for the notification of the operating status: door lock release, communication active, call put through, and system busy. Integrated optic sensor for the switching on of the night backlighting. To be completed with surround plate. The device must be configured physically or using a PC and the TiSferaDesign software
1	352000	<b>Additional 4-pushbutton modules arranged on single column.</b> To be used with speaker modules 351000 - 351100 and audio/video modules 351200 - 351300. Connection using the appropriate multicable supplied. Backlighting of nameplates controlled by the speaker module or the audio/video module connected. To be completed with surround plate
1	352100	<b>Additional 8-pushbutton modules arranged on double column.</b> To be used with speaker modules 351000 - 351100 and audio/video modules 351200 - 351300. Connection using the appropriate multicable supplied. Backlighting of nameplates controlled by the speaker module or the audio/video module connected. To be completed with surround plate
1	352200	<b>Nameplate module</b> normally used for displaying the house number or other notifications (e.g. Legend for calls using digital pushbutton panels, opening/ closing times, etc.). Connection using the appropriate multicable supplied. Night backlighting controlled by the speaker module or the audio/video module connected. To be completed with surround plate

Pack	Item	Electronic modules
1	352400	<b>Night &amp; Day and wide angle camera module</b> for the installation of colour video systems. Fitted with 1/3" sensor with N&D function and automatic removal of the IR filter. IR LED for the lighting of the field of view. Mist prevention heating resistance. Automatic brightness adjustment. Connection to the speaker module (351100) using the multicable supplied. To be completed with surround plate
1	352500	<b>Graphic display module</b> to be used with speaker module 351100 or with audio/video modules 351200 - 351300 (connection using the multicable supplied). It can operate in two modes: call from address book, or digital call. The call from the address book gives the possibility of sending the call by scrolling on the display the names associated to the residents. It is possible to store up to 4000 residents names. Using the keypad module item 353000 it is also possible to directly call the apartment by entering the number corresponding to the resident. The digital call is also performed using the keypad module item 353000 by entering the numerical code. It is recommended that one or more nameplate modules, item 352200, are installed at the side of the pushbutton panel to display the correspondence between the numerical codes and the names of the users. It is possible to program the names in the address book in two different ways: manual inclusion using the pushbuttons of the display module or inclusion using a PC with the TiSferaDesign software installed, by downloading the file to the display module (RECOMMENDED). System power supply cuts do NOT cause the loss of memory data. To be completed with surround plate
1	352700	<b>Inductive loop and control speech synthesis module</b> to be used with the 351100 speaker module or with audio/video modules 351200 - 351300. Enable use by people wearing hearing aids (fitted with T selector) or blind people thanks to the connection status voice message synthesis (call active, call ended, no answer, busy, door open). It is connected to the speaker module using the appropriate multicable supplied. To be completed with surround plate. The device can be configured either physically or using the PC and the TiSferaDesign software

Pack	Item	Electronic modules
1	353000	<b>Keypad module</b> for door lock release, or for the digital call of the apartment (to be used with the display module). It is fitted with relay with contacts (C - NC - NO) and clamps (CP- P1 - P2) for the connection of a local door lock release pushbutton. The numerical code for the opening of the door lock can be programmed using the keypad itself, or using a PC after downloading the module programming file. It also has a programming reset pushbutton and LEDS for the visual notification of the access status. Night backlighting with LEDs. To be completed with surround plate. It is connected to the other modules using the appropriate multicable supplied. The device may also be used as a stand alone unit with independent power supply and operation per la sola apertura serratura. Configuration performed using physical configurators, or a PC with the TiSferaDesign software installed
1	353200	<b>RFID badge reader module</b> for the release of the door lock by swiping the badge. It manages up to 20000 badges. It's fitted with relay contacts (C - NO - NC) and clamps (CP - P1 - P2) for the connection of a local door release pushbutton. The badge for the release of the door lock can be programmed from the module itself, or using a PC after downloading the module programming file. It also has a programming reset pushbutton and LEDS for the visual notification of the access status. Night backlighting a LEDs. To be completed with surround plate. It is connected to the other modules using the appropriate multicable supplied. The device may also be used as a stand alone unit with independent power supply and operation. Configuration performed using physical configurators, or a PC with the TiSferaDesign software installed
1	346993	<b>Expander pushbutton module</b> that gives the possibility of connecting call pushbuttons to the SFERA speaker modules (items 351000; 351100; 351200; 351300). Each module can manage up to 8 call pushbuttons. It is possible to connect several expander pushbutton modules (max 96 call pushbuttons for each Entrance Panel)
10	348200	<b>Transponder keys and programmer</b> Black transponder key
10	348201	Red transponder key
10	348202	Green transponder key
10	348203	Blue transponder key
10	348204	Orange transponder key
10	348205	Grey transponder key
10	348206	Yellow transponder key
1	348402	Table-top transponder key programmer



# LINEA 3000 entrance panel

## ONE entrance panel for every NEED

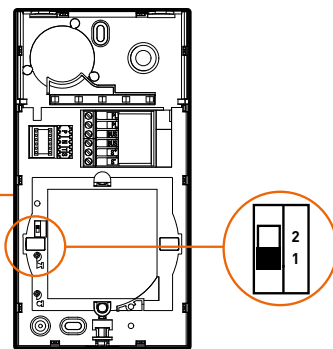
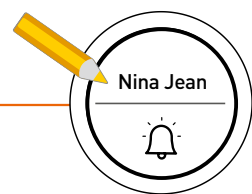
LINEA 3000 can be configured both for 1 and 2 family house



### ONE FAMILY HOUSE



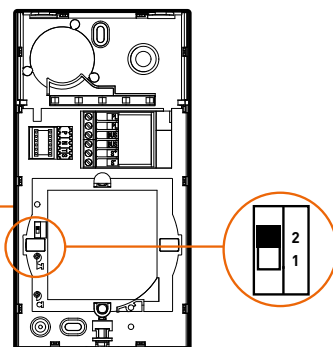
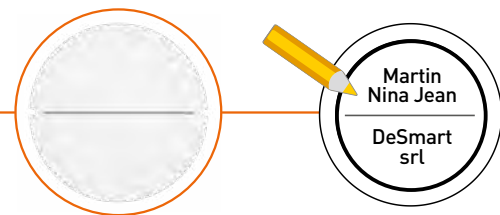
- Write the name on the one family nameplate label (supplied with the product).
- Set the internal micro-switch on position 1.



### TWO FAMILY HOUSE



- Replace the nameplate label with the two family one (supplied with the product).
- Write the names on the two family nameplate label
- Set the internal micro-switch on position 2.



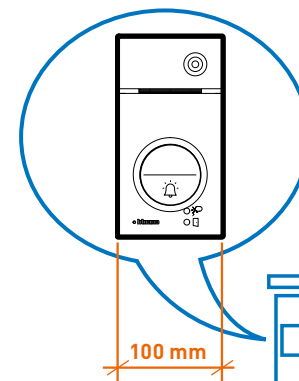
### LINEA 3000 inside of the new professional kits

For **ONE FAMILY** house installation, buy complete kit with all you need within.

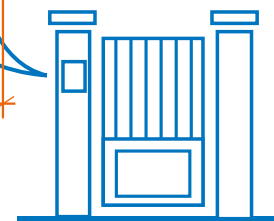
For **TWO FAMILY** house installation, buy the kit + an additional 2 wires internal unit. (refer to 2 wires system internal units range).



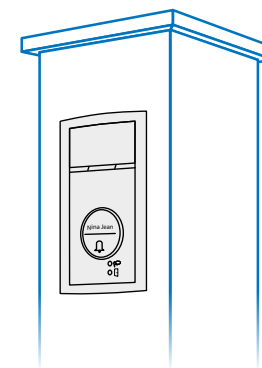
## HIGH installation flexibility



100 mm width  
Suitable for **POLE INSTALLATION**



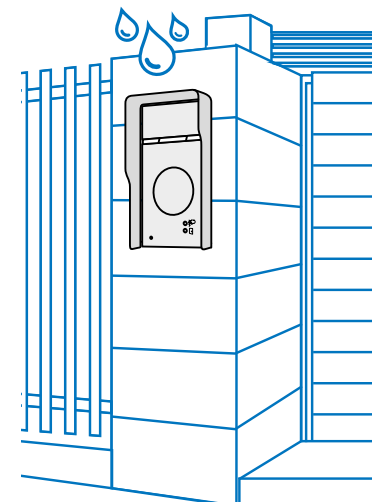
LINEA 3000 is sold for wall mounting installation but with the dedicated **ACCESSORIES** (to be purchased separately), you can use the entrance panel for **FLUSH MOUNTING INSTALLATION**.



Also available in black version.

Ideal for renovations. Reuse the existing flush mounted box. Same 2 Modules Tersystem and SFERA flush mounting box.

LINEA 3000 can be wall mounted with the dedicated **(343051) RAINSHIELD ACCESSORY** (to be purchased separately).



Also available in black version.

2 WIRES SYSTEM

# LINEA 3000 entrance panel

## The entrance panels range dedicated to SINGLE HOME STANDARD

HIGH LEVEL APPLICATIONS

**bticino**



**Branded**  
quality




**Refined**  
detailing

**Modern Aesthetics**  
feeling of quality



**Floating**  
effect



**Hidden**  
technology



**High Relevance**  
on interaction

**Robustness**  
Zamak finishes



Weatherproof  
(IP 54) protection degree



Robustness  
(IK 10) protection degree

## Unique DESIGN and robust PERCEPTION

Same look and ergonomics for all available versions:



**343093**



**343091**

LINEA 3000 video  
with door lock  
release badge



**343081**

LINEA 3000  
video



**343071**

LINEA 3000  
audio

## Advanced FUNCTIONS

### Wide angle camera

Horizontal and vertical wide viewing field. Easy to use for children and easy to use for everyone.




### Door lock release

Door lock release with coloured badges or clear discs. Additional safe and comfort for all the residents.





2 WIRES SYSTEM  
ENTRANCE PANEL  
LINEA 3000



343091 343093 343081 343071



348260 348261



343051 343053 343061 343063 350020

Pack	Item	LINEA 3000 Video entrance panel with door lock release proximity reader
1	343091	Wall mounted 2-Wires video pushbutton panel with Zamak front cover, wide angle colour camera and proximity reader. Fitted with white LED for the lighting of the shooting field in low light conditions. Can be set up for one or two family installation. It provides the possibility of opening an electrical door lock connected directly to clamps S+ and S- (18 V 4 A impulsive, 250 mA holding current, 30 ohm max). Can manage a maximum of 20 badges (125 KHz) for electrical door opening (master system badge included). White LED backlight name plate. Protection degree IP54 – protection against mechanical impact IK10. Supplied 1 set of door opening badges made up of: 6 coloured badges and 2 clear discs.
1	343093	Same as 343091 in black finish
1	343081	<b>LINEA 3000 Video entrance panel</b> Wall mounted 2-Wires video pushbutton panel with Zamak front cover and wide angle colour camera. Fitted with white LED for the lighting of the shooting field in low light conditions. Can be set up for one or two family installation. It provides the possibility of opening an electrical door lock connected directly to clamps S+ and S- (18 V 4 A impulsive, 250 mA holding current, 30 ohm max). White LED backlight name plate. Protection degree IP54 – protection against mechanical impact IK10.
1	343071	<b>LINEA 3000 Audio entrance panel</b> Wall mounted 2-Wires pushbutton panel with Zamak front cover. Can be set up for one or two family installation. It provides the possibility of opening an electrical door lock connected directly to clamps S+ and S- (18 V 4 A impulsive, 250 mA holding current, 30 ohm max). White LED backlight name plate. Protection degree IP54 – protection against mechanical impact IK10.

Pack	Item	LINEA 3000 Spare part front covers
1	343082	Spare part front cover for video entrance panels 343081 and 343091.
1	343072	Spare part front cover for audio entrance panel 343071.
1	348260	<b>Door lock release badge and clear disc</b> Set made up of 6 coloured badges which can be programmed to open the door
1	348261	Set made up of 2 programmable clear discs which can be programmed to open the door

Pack	Item	LINEA 3000 Rainshield accessory
1	343051	Rainshield accessory for Linea 3000 (343071 – 343081 – 343091) entrance panels.
1	343053	Rainshield accessory for Linea 3000 (343093) entrance panel.

Pack	Item	LINEA 3000 Flush mounting accessory + plastic box
1	343061	Flush mounting frame accessory for Linea 3000 (343071 – 343081 – 343091) entrance panels.
1	343063	Flush mounting frame accessory for Linea 3000 (343093) entrance panel.
1	350020	Plastic box suitable for the flush mounting installation of Linea 3000 entrance panels (343071 - 343081 - 343091 - 343093) together with the specific frame accessory 343061 - 343063.







LINEA 100



343101



343102



343100


Pack	Item	Pushbuttons audio entrance panel
1	343101	2 WIRE audio pushbutton panel with 4 call pushbuttons for wall mounted installation. It's fitted with rainshield and internal contact (C - NO - NC) for the connection of an electrical door lock or external actuator (for the power supply to the electrical door lock allow for the installation of auxiliary transformer item 336482). Connections (PL) for a local door lock release pushbutton
1	343102	2 WIRE audio pushbutton panel with 8 call pushbuttons for wall mounted installation. It's fitted with rainshield and internal contact (C - NO - NC) for the connection of an electrical door lock or external actuator (for the power supply to the electrical door lock allow for the installation of auxiliary transformer item 336482). Connections (PL) for a local door lock release pushbutton

Pack	Item	Digital call audio entrance panel
1	343100	2 WIRE AUDIO digital call pushbutton panel for wall mounted installation. The device consists of a pushbutton panel with 16 keys and a digital display showing the operating status. Using previously saved numerical (SCS addresses) or alphanumeric (logical addresses) codes, it is possible to call the internal units, and for the residents to release the door lock using a dedicated numerical code. The pushbutton panel manages up to 4000 internal unit addresses (from 0 to 3999), as well as the direct call to the 2 WIRE switchboard. It's fitted with rainshield and internal contact (C - NO - NC) for the connection of an electrical door lock or external actuator (for the power supply to the electrical door lock allow for the installation of auxiliary transformer item 336482). Connections (PL) for a local door lock release pushbutton





2 WIRES SYSTEM  
ENTRANCE PANEL  
LINEA 300



Pack	Item	Aluminium finish pushbutton panel
1	308001	Monobloc vandal-resistant 2 WIRE video pushbutton panel for 2 and 4 calls with aluminium finish. The item code includes: flush mounted box, frame, colour video and audio electronic module, prewired pushbutton module/s. Presetting for the mounting of transponder reader or key switch. Backlit call keys. Visual and sound notifications of the communication status for: call active, system busy, door lock status
1	308002	As item 308001 but for up to 8 calls
1	308003	As item 308001 but for up to 12 calls
1	308004	As item 308001 but for up to 20 calls
1	308005	As item 308001 but for up to 32 calls
<b>Wall mounted boxes</b>		
1	308021	Wall mounted box for pushbutton panels, items 308001-308011
1	308022	Wall mounted box for pushbutton panels, items 308002-308012

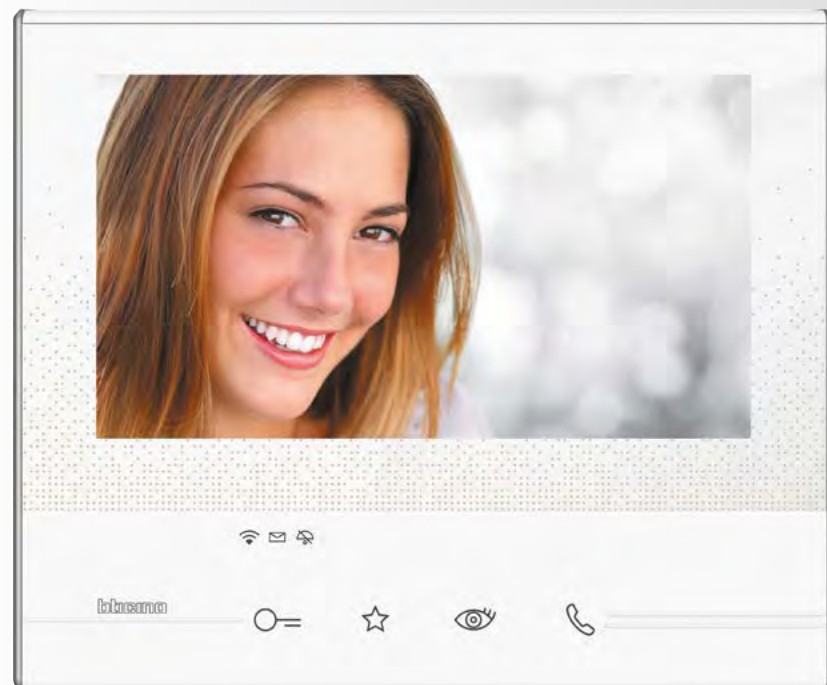
Pack	Item	Stainless steel finish pushbutton panel
1	308011	Monobloc vandal-resistant 2 WIRE video pushbutton panel for 2 and 4 calls with stainless steel finish. The item code includes: flush mounted box, frame, colour video and audio electronic module, prewired pushbutton module/s. Presetting for the mounting of transponder reader or key switch. Backlit call keys. Visual and sound notifications of the communication status for: call active, system busy, door lock status
1	308012	As item 308011 but for up to 8 calls
1	308013	As item 308011 but for up to 12 calls
1	308014	As item 308011 but for up to 20 calls
1	308015	As item 308011 but for up to 32 calls



Pack	Item	Digital call entrance panel
1	308040	Monobloc vandal-resistant 2 WIRE digital call video pushbutton panel (in stainless steel), flush mounted or wall mounted installation (with specific box item 308026 sold separately). The item includes: flush mounted vandal-resistant steel box, audio and video module with wide angle colour camera, integrated graphic display, and alphanumeric keypad for direct apartment call, fast address book search, and door lock release using a code. Presetting for the installation of a T25 Vigik reader, or a key switch. Backlit display and BLUE keys. It is possible to store up to 4000 residents names. Visual, sound, or control speech synthesis communication status notification, for example: call active, system busy, door lock status. Direct control of an electric door lock 18V-4A impulsive, 250 mA holding current (30 ohm max). System power supply cuts do NOT cause the loss of memory data. Selectable display menu languages are: Italian, English and French. The device can be configured physically or using a PC with the specific software, which can be downloaded free of charge from <a href="http://www.homesystems-legrandgroup.com">www.homesystems-legrandgroup.com</a>
1	308026	Wall mounted box for digital call entrance panel 308040



CLASSE 300 X13E



Compatible with  
**Netatmo**

Video internal unit compatible  
with NETATMO Smart Indoor  
and Smart Outdoor cameras.

CLASSE 100 X16E



Compatible with  
**Netatmo**

Video internal unit compatible  
with NETATMO Smart Indoor  
and Smart Outdoor cameras.

CLASSE 100 A16E



# INTERNAL UNITS RANGE









CLASSE 300  
CLASSE 100  
SPRINT L2





2 WIRES SYSTEM  
INTERNAL UNITS  
Overview and features



	Classe 300X13E	Classe 300V13E	Classe 100X16E	Classe 100V16E	Classe 100V16B	Classe 100A16E	Classe 100A16M	Sprint L2
								
Audio						•	•	•
Colour video	•	•	•	•	•			
Handsfree	•	•	•	•	•	•		
Call redirection on smartphone	•		•					
Netatmo Smart cameras interoperability	•		•					
Wifi connection	•		•					
Finishes / Colours	Light finish Dark finish	Light finish Dark finish	White	White	White	White	White	White
Display	LCD Touch Screen 7"	LCD Touch Screen 7"	LCD 5"	LCD 5"	LCD 5"			
Answering machine	•							
Floor call	•	•	•	•	•	•	•	•
Door lock release	•	•	•	•	•	•	•	•
Staircase light control	•	•	•	•	•	•	•	• (3)
Scrolling EP activation	•	•	•	•	•	•	•	• (3)
Intercom (1)	•	•	•	•	•	•	•	
Inductive loop (2)	•	•	•	•				
Professional studio function	•	•	•	•		•	•	
Note / message function	•	•						
Wall-mounted installation	•	•	•	•	•	•	•	•
Tabletop installation	•	•	•	•	•	•	•	

(1) The intercom function allows for up to 3-minute communication between and among video door entry systems in the same apartment / in different apartments.  
(2) Use by people wearing hearing aids fitted with (T) selector.  
(3) Activated with specific configuration inserted in P.



Video internal unit compatible with NETATMO Smart Indoor and Smart Outdoor cameras.



CLASSE 300X13E  
MODERN  
**CONNECTED**  
SIMPLE

## The facility of BTicino 2 wires technology with the advantage of the connection for more functions and extra services

CLASSE 300X13E is the connected video internal unit which combines modernity and innovation thanks to the communication between smartphone and video internal unit. The integrated Wi-Fi connectivity allows the connection with your smartphone and, thanks to the dedicated App, you can manage the video door

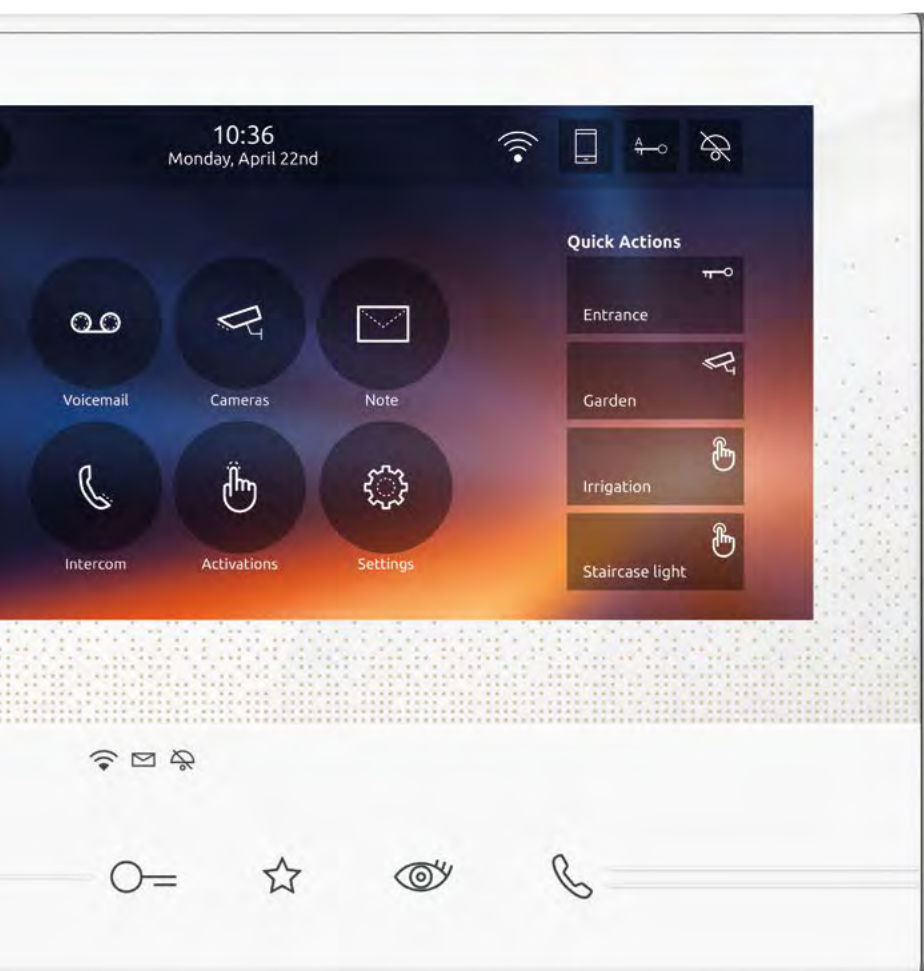
entry calls in an innovative and functional way. Featuring a wide 7" Touch Screen display, it is ideal for all clients who care about technology and innovation, thanks to its unique design.



### Always in contact with your home.

The possibility of managing the different functions using a smartphone is added to the installation simplicity offered by the CLASSE 300X13E. Both inside and outside the home you will be able to manage calls, answering machine, open the gate, activate the camera or operate the timed garden lights. Everything with a simple touch.





### 2 wires standard installation

Thanks to the integrated Wi-Fi connectivity, Classe 300X13E does not require work on the walls and follows the **same installation rules** as a “normal” 2 wires video internal unit.



**Forget installation complexity and configuring an Ethernet network and keep the simplicity of 2 wires connection. Everything stays the same thanks to the Wi-Fi technology integrated in the video internal unit.**

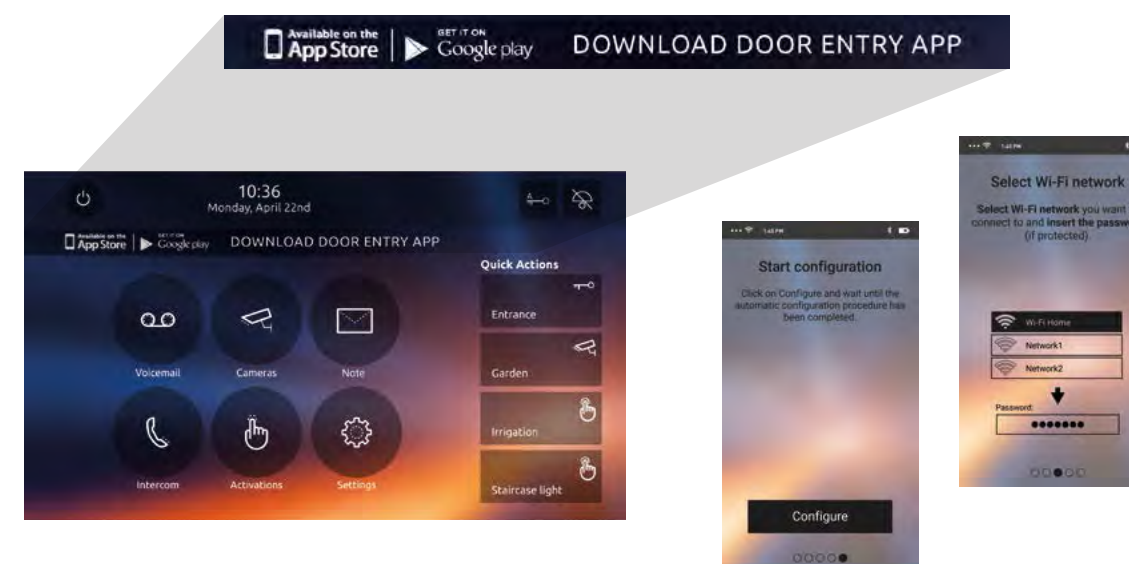


### Simple and intuitive configuration

The configuration requires no IT skills. You must only configure the classic 2 wires system parameters (entrance panel and internal unit SCS addresses, etc.). Your customer manages all the configurations

of the Wi-Fi network and the App independently and intuitively. If necessary he can call the BTicino after-sales service directly by means of the Help button integrated in the application.

THE ADVANTAGES  
CLASSE 300X13E  
DOES NOT CHANGE  
THE INSTALLATION RULES





**BTICINO**  
Classe 300X **WiFi**

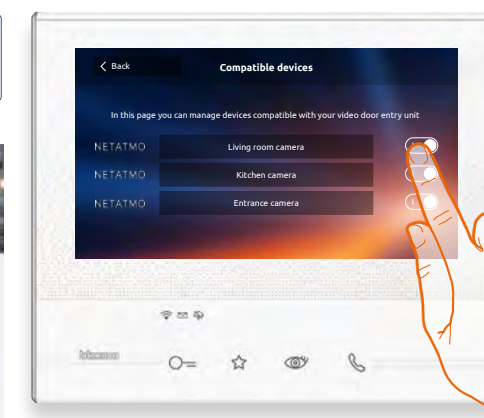


Video internal unit compatible with NETATMO Smart Indoor and Smart Outdoor cameras.

Open  
at integration  
with connected  
devices  
to extend your  
user experience



**NETATMO**  
Smart Indoor  
Camera



The configuration to associate the devices is very simple.

**No extra wiring/accessory is required.** It is done directly from the Classe 300X<sup>(\*)</sup> video internal unit, select 'Compatible devices' from the configuration menu and activate the NETATMO camera(s) which will automatically appear on the screen.

NOTE[\*]: Firmware version 1.7.8 and above.

# CONNECTED AND INTEROPERABLE

From now on the integration with the **NETATMO** Smart Indoor and Smart Outdoor Cameras simplifies and strengthens the control of your home. It displays video from your BTicino and NETATMO cameras in an integrated way, answer the courier who rings your internal unit and checks that he delivers the package you are waiting for. All this is now possible from a single application: **DOOR ENTRY CLASSE 300X..**



**BTICINO**  
Door Entry App



**NETATMO**  
Smart Outdoor  
Camera


DO YOU WANT TO KNOW MORE? Go to the site [www.bticino.com](http://www.bticino.com)

DO YOU WANT TO KNOW MORE? Go to the site [www.netatmo.com](http://www.netatmo.com)



2 WIRES SYSTEM  
INTERNAL UNITS  
CLASSE 300

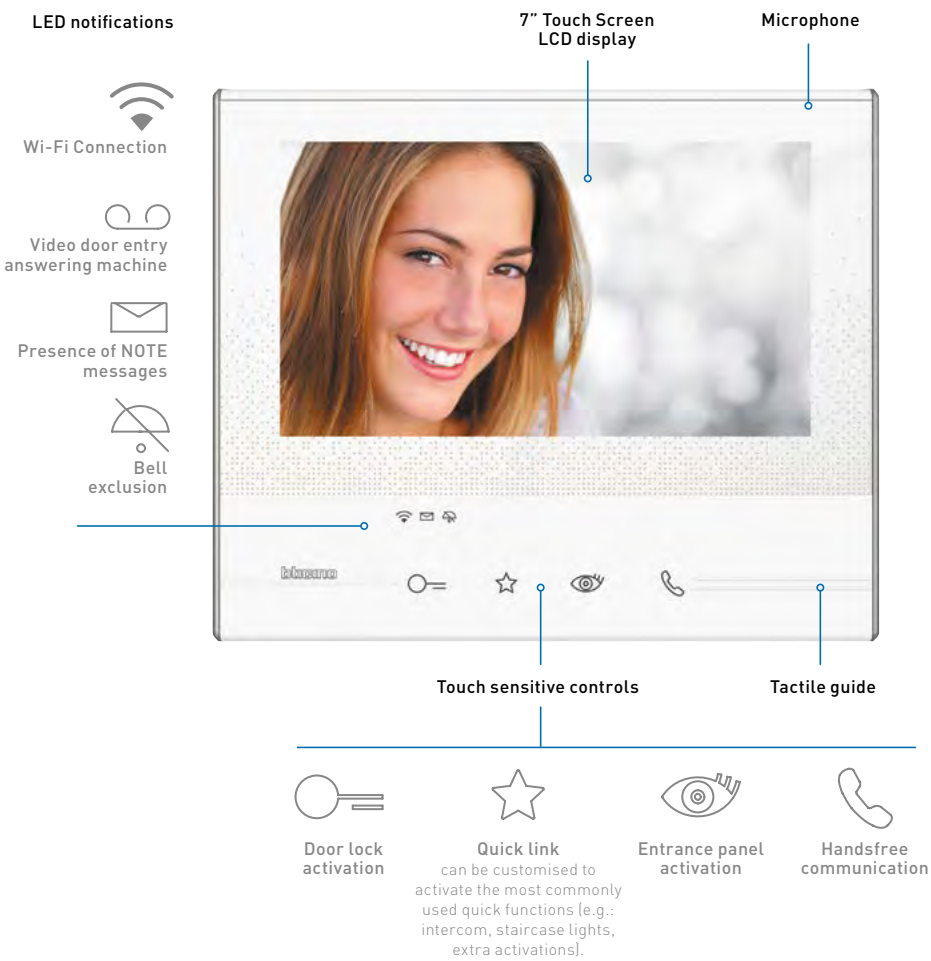
Features and functions



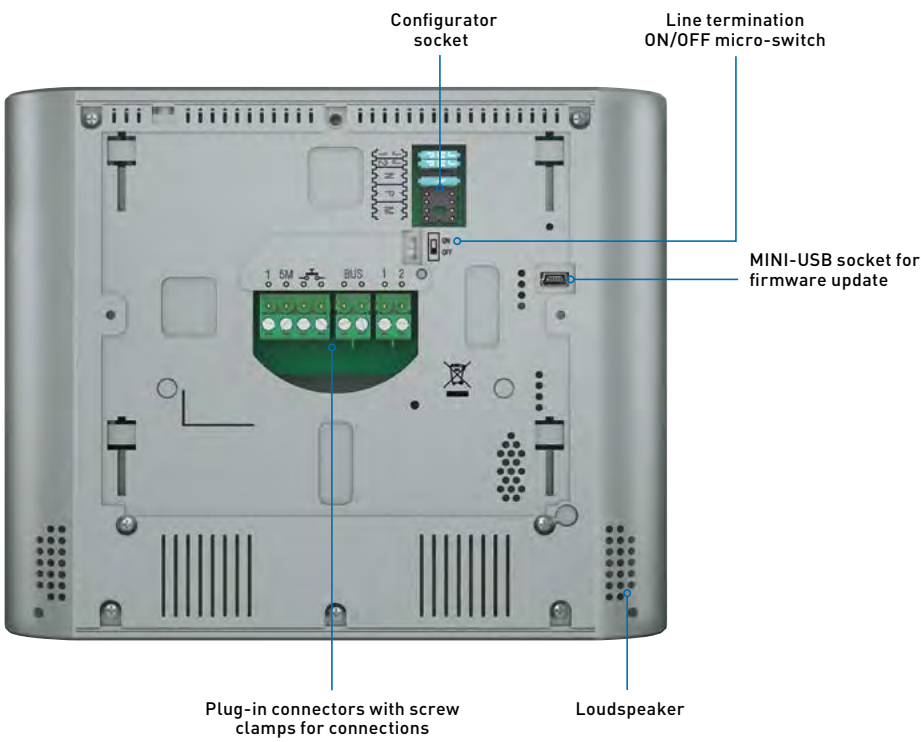
FEATURES				
COLOUR VIDEO	●	●	●	●
7" TOUCH SCREEN	●	●	●	●
HANDSFREE	●	●	●	●
FINISH	light	dark	light	dark
AVAILABILITY IN KIT	●		●	
INSTALLATION	wall / table	wall / table	wall / table	wall / table
FUNCTIONS AVAILABLE FROM INTERNAL UNIT				
DOOR LOCK RELEASE	●	●	●	●
STAIRCASE LIGHT ACTIVATION	●	●	●	●
ENTRANCE PANEL / SCROLLING ACTIVATION	●	●	●	●
INDUCTIVE LOOP <sup>(1)</sup>	●	●	●	●
INTERCOM <sup>(2)</sup>	●	●	●	●
CALL TO THE FLOOR	●	●	●	●
NOTE FUNCTION	●	●	●	●
PROFESSIONAL STUDIO (OFFICE) FUNCTION	●	●	●	●
ANSWERING MACHINE	●	●		
WI-FI CONNECTION	●	●		
FUNCTIONS AVAILABLE FROM DOOR ENTRY APP				
VIDEO DOOR ENTRY CALL ANSWER	●	●		
DOOR LOCK RELEASE	●	●		
ANSWERING MACHINE	●	●		
STAIRCASE LIGHT ACTIVATION	●	●		
INTERCOM CALL FROM SMARTPHONE TO VIDEO INTERNAL UNIT	●	●		
INTEGRATION OF NETATMO SMART CAMERAS	●	●		
ENTRANCE PANEL / SCROLLING ACTIVATION	●	●		

1) Use by people wearing hearing aids fitted with T selector  
2) Audio call, max. 3 minutes, between internal units of the same apartment/different apartments

Front view



Rear view



2 WIRES SYSTEM  
INTERNAL UNITS  
CLASSE 300



Video internal unit compatible with NETATMO Smart Indoor and Smart Outdoor cameras.

344642



Video internal unit compatible with NETATMO Smart Indoor and Smart Outdoor cameras.

344643



344612



344613



346020



344632

Pack	Item	CLASSE 300X13E Connected video internal units
1	344642	2 wire/Wi-Fi handsfree video internal unit with inductive loop, 7" Touch Screen LCD display and video door entry answering machine with call audio/video memory – light finish. It has capacitive keys for the control of the main video door entry functions: door lock release, handsfree connection, entrance panel activation /camera scrolling and Favorite key (can be configured to activate the quick actions most frequently used - eg: staircase lights control, Intercom, additional activations). Tactile guide for easy access to door lock and handsfree capacitive connection keys. LEDs used for: call exclusion, notification of messages from switchboard and note. Access to adjustments and functions using the touch display. NOTE function - for writing using the keypad, or for voice recording of messages and/or notes for the other residents of the apartment (e.g.: call plumber, do the shopping, etc.). Possibility of voice communication with the switchboard - if present in the system - after a specific call. The device must be configured by physically connecting the configurators, or using the menu, which will give better possibilities of customisation of associated functions and texts. Also, thanks to the Wi-Fi connection, you can associate the video internal unit to the Door Entry App (available for Android and iOS). You can manage the main video internal unit functions (receiving calls, opening the door lock, activating the entrance panel/cycling and extra activations).
1	344643	As item 344642, but dark finish

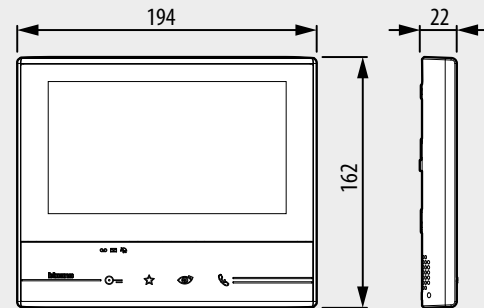
Pack	Item	CLASSE 300V13E video internal units
1	344612	2 WIRE handsfree video internal unit with inductive loop and 7" colour Touch Screen LCD display – light finish. It has touch sensitive keys for the control of the main video door entry functions: door lock release, handsfree connection, entrance panel/scrolling activation and favorite key (can be configured to activate the quick actions most frequently used - eg: staircase lights control, intercom, additional activations). Tactile guide for easy access to door lock and handsfree capacitive connection keys. LEDs used for: call exclusion, notification of messages from switchboard and memo. Access to adjustments and functions using the touch display. NOTE function - for writing using the keypad, or for voice recording of messages and/or notes for the other residents of the apartment (e.g.: call plumber, do the shopping, etc.). The device must be configured by physically connecting the configurators, or using the menu, which will give better possibilities of customisation of associated functions and texts. 16 different ringtones available. Wall mounted installation using the bracket supplied and table-top installation (with support 344632) to be purchased separately.
1	344613	As item 344612, in dark finish

Pack	Item	Accessories for table top installation
1	344632	Accessory support for the table top installation of all the Classe 300 range internal units.
1	346020	<b>2 DIN additional power supply</b> Additional 2 DIN power supply to be used for the local power supply to connect CLASSE 300X video indoor units in multi-family systems.

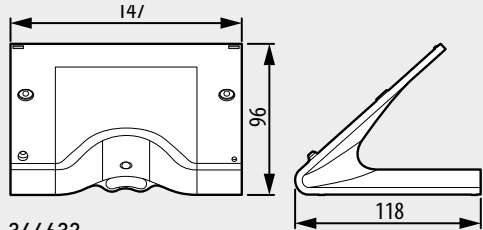


**DOOR ENTRY CLASSE 300X** is the App which lets you use your smartphone to manage the video internal unit calls locally and remotely or with a simple touch open the gate, activate the cameras, manage the answering machine, and switch the garden timed lights on. Configuring the App needs just a few steps and, thanks to the BTicino Cloud, the remote connection is totally automated and managed with the maximum level of security.

DIMENSIONAL DATA



344612 – 344613 – 344642 – 344643



344632

Size in mm



## 2 WIRES SYSTEM INTERNAL UNITS CLASSE 100



### Classe 100X16E



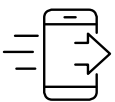


Eliot is the BTicino program dedicated to connected objects (Internet of things) which identifies all those products or systems which, because they can connect to the Cloud, give added value in terms of functionality, information, interactions with the environment and use.



Video internal unit compatible with NETATMO Smart Indoor and Smart Outdoor cameras.

# Now the standard is connected

BTicino renews the range of Classe 100 indoor units by introducing Wi-Fi connectivity in the standard video door entry system offer. The result is a range of video and audio indoor units with a modern and elegant design, capable of meeting all installation needs.

-  Built-in connectivity for constant connection with the home.
-  Up to 22 apartments without dedicated power supply.
-  Immediate association with the Door Entry CLASSE 100X App.
-  Ideal for the refurbishment of old door entry systems.
-  No extra work for the installer; easier to use for the end user.



After being connected to Classe 100X, the smartphone becomes an "additional virtual video indoor unit" that can be used to answer calls, activate the opening of the door locks and activate the system cameras.

**bticino**

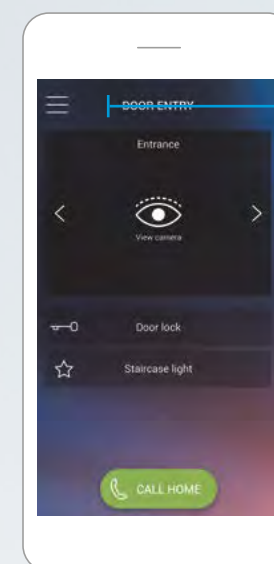


# Door Entry App Classe 100X

Conceived for easy daily use



HOME PAGE  
SCREEN



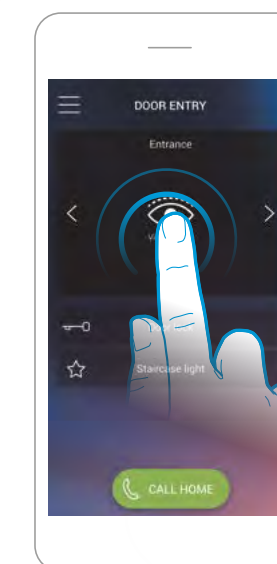
App settings

Camera display

Door lock management

Call home directly

CAMERA ACTIVATION  
SCREEN

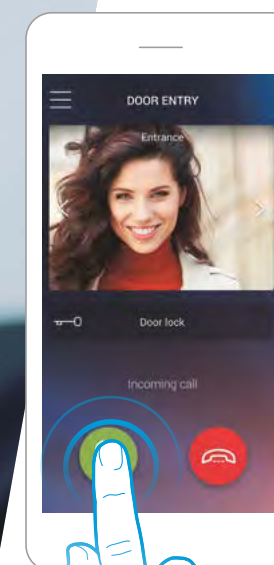


Select the camera and press to activate it

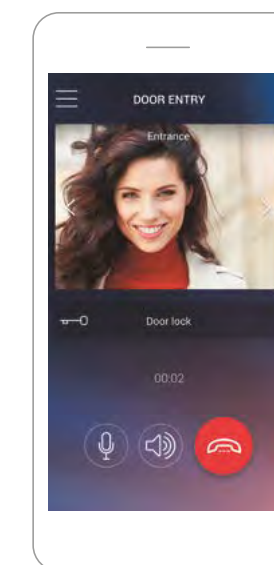
A simple touch for the end user

DOOR ENTRY is the App which allows, using the smartphone, to manage the video indoor unit calls locally and remotely or with a simple touch.

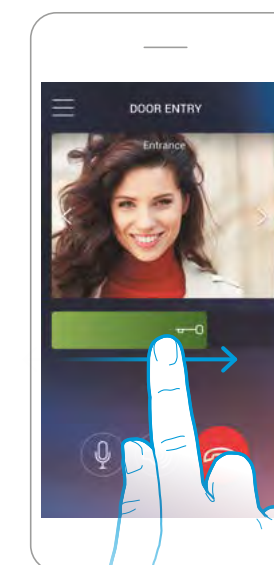
- open the gate,
- activate cameras,
- switch on the timed lights in the garden.



Answering the indoor unit is as easy as answering a normal telephone call



Call in progress



To open the door slide the key to the right – you will avoid opening the door accidentally





**BTICINO**  
Classe 100X **WiFi**

Open  
at integration  
with connected  
devices  
to extend your  
user experience



Video internal unit compatible  
with NETATMO Smart Indoor  
and Smart Outdoor cameras.



**NETATMO**  
Smart Indoor Camera



By installing or updating the **DOOR ENTRY CLASSE 100X** App on your smartphone, you can connect and view the images of Netatmo Smart cameras on your video internal unit, both in new and existing systems.  
**No additional wiring / accessory is required:** the association is done directly from the App in a few simple guided steps.

## CONNECTED AND INTEROPERABLE

From now on the integration with the **NETATMO** Smart Indoor and Smart Outdoor Cameras simplifies and strengthens the control of your home. It displays video from your BTicino and NETATMO cameras in an integrated way, answers the courier who rings your internal unit and checks that he delivers the package you are waiting for. All this is now possible from a single application: **DOOR ENTRY CLASSE 100X**.



**BTICINO**  
Door Entry App

DO YOU WANT TO KNOW MORE? Go to the site [www.bticino.com](http://www.bticino.com)



**NETATMO**  
Smart Outdoor  
Camera

DO YOU WANT TO KNOW MORE? Go to the site [www.netatmo.com](http://www.netatmo.com)

2 WIRES SYSTEM  
INTERNAL UNITS  
CLASSE 100



	Classe 100 X16E	Classe 100 V16E	Classe 100 V16B	Classe 100 A16E	Classe 100 A16M
					
	344682	344672	344652	344282	344292

FEATURES					
5" colour LCD display	●	●	●		
Handsfree	●	●	●	●	
Finish	white	white	white	white	white
Available in KIT	364614				
Installation	wall / table	wall / table	wall / table	wall / table	wall / table





AVAILABLE FUNCTIONS FROM AUDIO / VIDEO INDOOR UNIT					
Door lock activation	●	●	●	●	●
Staircase light activation	●	●	●	●	●
EP / Scrolling activation	●	●	●	●	●
Intercom (1)	●	●	●	●	●
Inductive loop (2)	●	●			
Floor call	●	●	●	●	●
4 configurable keys	●	●		●	●
No. of available ringtones	20	20	20	20	20
Professional Studio (Office)	●	●		●	●
Wi-Fi connectivity	●				

AVAILABLE FUNCTIONS FROM DOOR ENTRY APP					
Answer video door entry system calls	●				
Door lock activation	●				
Netatmo Smart cameras interoperability	●				
Staircase light activation	●				
Intercom call from smartphone to video indoor unit	●				
EP / Scrolling activation	●				

1) Audio call, max. 3 minutes, between indoor units of the same apartment/different apartments  
2) Use by people wearing hearing aids fitted with T selector

Front view

Touch sensitive controls



-  Door lock activation
-  Entrance panel/camera scrolling activation
-  Staircase light activation
-  Customisable controls for the activation of accessory functions (e.g. intercom, activation of additional door lock, various activations)

Physical control

Enable the handsfree communication



LED notifications

-  Wi-Fi Connection
-  Ringtone exclusion

Physical control

Disable the handsfree communication


Rear view

Plug-in connectors with screw clamps for connections

Adjustment and programming menu access and navigation joystick

Line termination ON/OFF micro-switch

ON / OFF micro switch to enable the additional power supply



USB mini socket for firmware update

ON / OFF micro switch to enable the Safe Door Lock function

Configurator socket



2 WIRES SYSTEM  
INTERNAL UNITS  
CLASSE 100



344682



Door Entry  
CLASSE 100X App



344672



344625



344282



344292



344692



346020

Pack	Item	CLASSE 100X16E connected video indoor unit
1	344682	2 WIRES/Wi-Fi handsfree connected video indoor unit with inductive loop and 5" colour LCD display. It has 2 physical keys for the control of the main video door entry functions – answer and end a call – it has 3 touch keys for the control of the main functions – door lock release, staircase light control and entrance panel activation/scrolling – there are further 4 configurable touch keys that perform different functions – e.g. intercom, additional door lock activation, generic activations. The device has a side lever to adjust: colour, brightness and display contrast, audio volume, call tone volume and Wi-Fi configuration. There are call exclusion notification LEDs and Wi-Fi. Also, thanks to the Wi-Fi connection, you can associate the video indoor unit to the Door Entry App (available for Android and iOS). You can manage the main video indoor unit functions (receiving calls, opening the door lock, activating the entrance panel/scrolling, firmware updating and additional activations) from the App. The installation can be made to the wall using the bracket (supplied) or using table support accessories (2 x 344692) – to be purchased separately. The device also has Professional Studio (Office) function and must be configured.

Pack	Item	CLASSE 100V16E video indoor unit
1	344672	2 WIRES handsfree video indoor unit , with inductive loop and 5" colour LCD display. It has 2 physical keys for the control of the main video door entry functions – answer and end a call – it has 3 touch keys for the control of the main functions – door lock release, staircase light control and entrance panel activation/scrolling – there are further 4 configurable touch keys that perform different functions – e.g. intercom, additional door lock activation, generic activations. The video indoor unit has a side lever to adjust: colour, brightness and display contrast, audio and call tone volume. There is a call exclusion notification LED. The installation can be made to the wall using the bracket (supplied) or using table support accessories (2 x 344692) – to be purchased separately. The device also has Professional Studio (Office) function and must be configured.
1	344625	<b>CLASSE 100 VIDEO HANDSET</b> 2 WIRES video indoor unit with handset and 4.3" colour LCD display, suitable for wall mounting installation (bracket support included). The device has three touch keys that allows: door lock release, entrance panel camera activation/scrolling and customisation of an auxiliary function – e.g. additional door lock activation, additional camera activation. Side easily accessible and independent regulations for: call volume/ ringtone exclusion (with notification LED) and display colour, brightness and display contrast. The handset has magnets for easy holding.

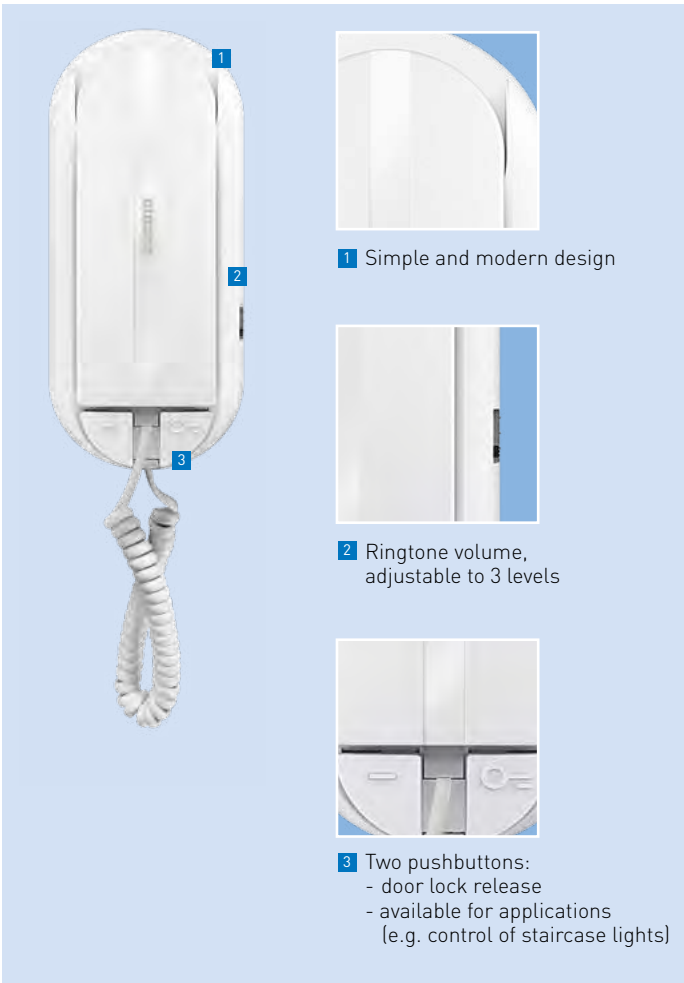
Pack	Item	CLASSE 100A16E HANDSFREE audio indoor unit
1	344282	2 WIRES handsfree audio indoor unit for wall mounted or table installation. It has 2 physical keys for the control of the main functions – answer and end a call – and has 3 touch keys for the control of the main functions – door lock release, staircase light control and entrance panel activation/scrolling – there are further 4 configurable touch keys that perform different functions – e.g. intercom, additional door lock activation, generic activations. The device has a side lever to adjust the audio volume and call tone and a call exclusion notification LED. The installation can be made to the wall using the bracket (supplied) or using table support accessory (1 x 344692) – to be purchased separately. The device also has Professional Studio (Office) function and must be configured.
1	344292	<b>CLASSE 100A16M audio indoor unit with handset</b> 2 WIRES audio indoor unit with handset for wall mounted or table installation. It has 3 touch keys for the control of the main functions – door lock release, staircase light control and entrance panel activation/scrolling – there are further 4 configurable touch keys that perform different functions – e.g. intercom, additional door lock activation, generic activations. Ringtone volume adjustment (with call exclusion) using the appropriate selector. The installation can be made to the wall using the bracket (supplied) or using table support accessory (1 x 344692) – to be purchased separately. The device also has Professional Studio (Office) function and must be configured.

Pack	Item	Accessories - table support - cable - sockets
1	344692	Table support accessory for CLASSE 100 audio and video indoor units.
1	346020	<b>2 DIN additional power supply</b> Additional 2 DIN power supply to be used for the local power supply to connected CLASSE 100x16E (344682) video indoor units in multi-family systems in complexes with more than 22 apartments.

2 WIRES SYSTEM  
INTERNAL UNITS  
SPRINT



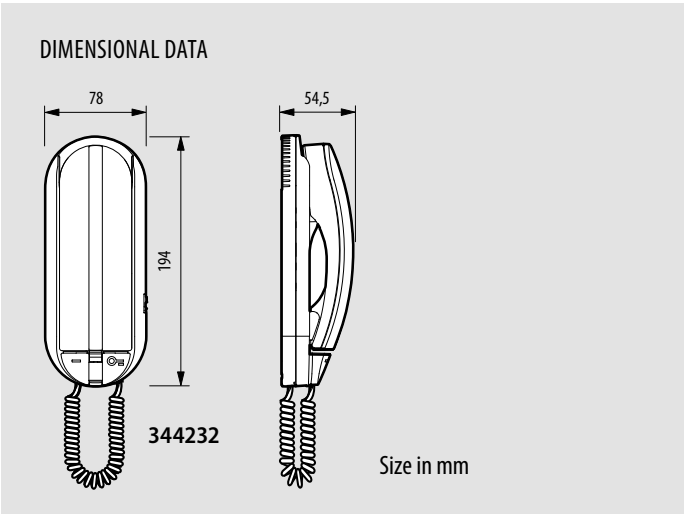
Pack	Item	SPRINT L2 audio handsets
1	344242	2 WIRE audio handset (without the possibility of fitting with accessories) for audio systems and mixed audio /video systems. Wall mounted installation without the need of accessories. With door lock release key and auxiliary functions key (that can be configured). Ringtone volume adjustable on 3 levels. White
1	344232	As item 344242 but with call to the floor function



1 Simple and modern design

2 Ringtone volume, adjustable to 3 levels

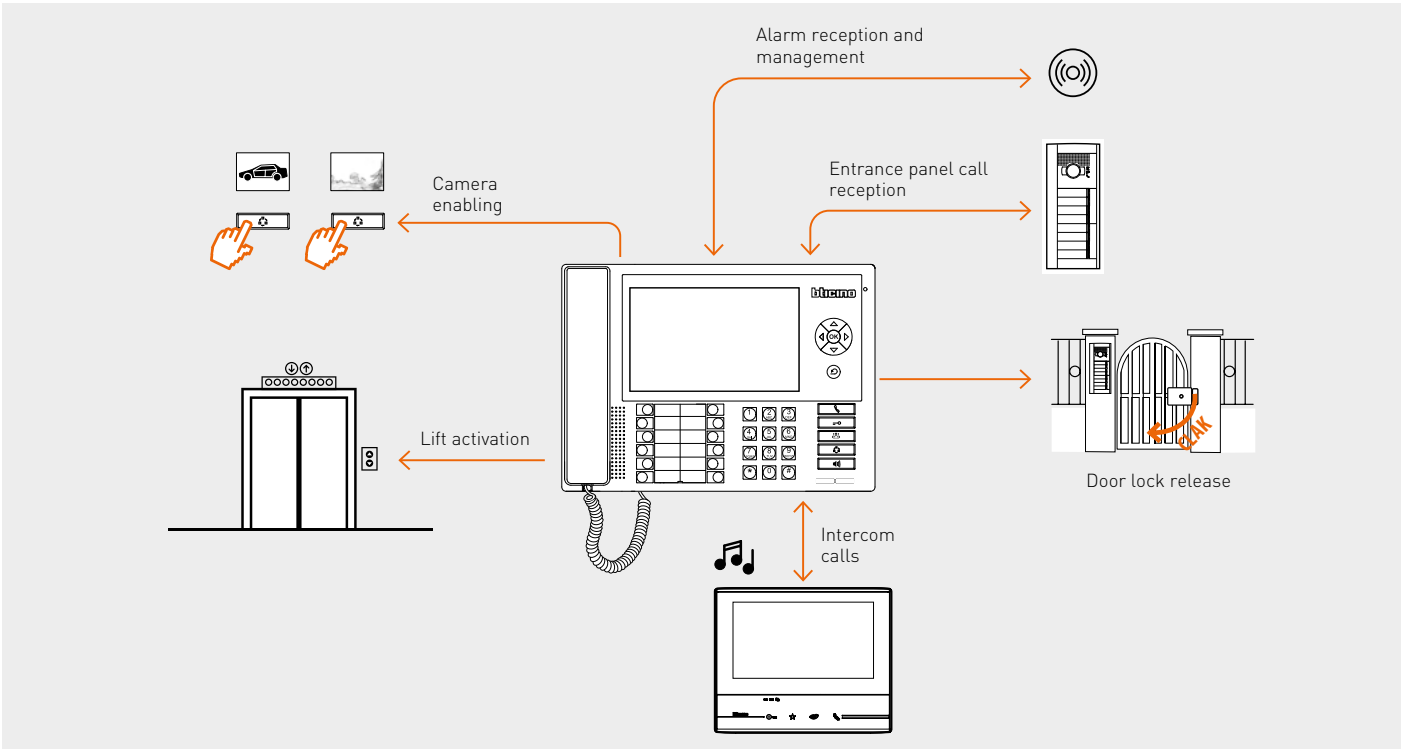
3 Two pushbuttons:  
- door lock release  
- available for applications (e.g. control of staircase lights)



Porter switchboards




Pack	Item	Switchboard and accessories
1	346310	Switchboard for 2 WIRE audio and video systems. Allows access to various services (video door entry functions, door lock/staircase light management and apartment alarm monitoring) directly from the keypad or via the intuitive icon menu. The switchboard is supplied with an integrated table supporting frame and also features a 7" colour LCD display, receiver and speaker phone, dedicated keys for the main functions and keys which can be configured. The programming can be carried out directly from the device or via PC with TiSwitchBoardDevice software (supplied). The device can manage the phonics of the riser EP (i.e. wired downstream of interface 346851); it cannot however manage the apartment EP (i.e. wired downstream of interface 346850). The use of an additional power supply is recommended. It is possible to connect up to a max. of 16 switchboards (configured from 0 to 15). <b>WARNING: the switchboard cannot be used in systems with 2 WIRE-IP interface 346890. The new HIERARCHICAL mode is available only with the entrance panels of the following series: Sfera New, Linea 100, Minisfera, Linea 300.</b>







# SYSTEM accessories Range




## 2 WIRES SYSTEM SYSTEM ACCESSORIES Accessories



Pack	Item	Power supplies
1	346050	Power supply for 2 WIRES system in 6 DIN modular enclosure. Power supply 110 – 240 Vac @ 50 – 60 Hz. The output provides two power supplies in very low safety voltage (one on the 3 TK BUS, IU BUS and SCS clamps, one on the 1 - 2 clamp) to be used alternately and NOT at the same time. To be used in audio, video or mixed audio video systems. The video adapter is integrated in the device (item 346830 must not be used). It is therefore possible to avoid the use of the A/V node (F441) or the Multi-channel Matrix (F441M), if three junctions (MAX 2 IU + 1 TK risers or 1 IU + MAX 2 TK risers) are not exceeded in total from the clamps. It can also be used as additional power supply (1 - 2 output) for the local power supply of the preset internal units or entrance panels (in this case it is not possible to use other outputs). The device is electronically protected against overload and short circuit. It is a SELV double insulation safety device. The installation must be made in compliance with current regulations. The device must not be configured. <b>WARNING: the (IU BUS), (TK BUS) and (SCS) outputs can be used at the same time respecting the total maximum absorption of 1.2 A.</b> <b>WARNING: Disconnect the power supply for 5 minutes after overload or short circuit.</b>
1	346040	Power supply for 2 WIRES audio systems in 6 DIN modular enclosure. Power supply 110 – 240 Vac @ 50-60 Hz. The output provides 26 Vdc low rated voltage, and a maximum rated current of 600 mA and it is protected on the PRI side (with fuse) against overload and short circuit. It is a SELV double insulation safety device.
1	346030	Mini power supply with integrated video adapter to make small 2-WIRES video systems (intercom). 2 DIN modular enclosure. Power supply 230 Vac @ 50-60 Hz. The output provides 27 Vdc continuous low voltage, with maximum current of 600 mA and it is protected on the PRI side (with fuse) against overload and short circuit. It is a SELV double insulation safety device.
1	346020	Additional power supply to be used to supply the set up entrance panels and internal units locally. 2 DIN modular enclosure. Power supply 230 Vac @ 50-60 Hz. The output provides 27 Vdc continuous low voltage, with maximum current of 600 mA and it is protected on the PRI side (with fuse) against overload and short circuit. It is a SELV double insulation safety device.

Pack	Item	Video mixers
1	F441	Audio video node in 6-DIN modular enclosure set up with 4 input terminals and 4 output terminals. Can connect up to 4 source devices (entrance panels or cameras) in input and up to 4 2-WIRES video risers in output. The device must be used with the system power supply 346000. It must be used as an alternative to the audio video adapter 346830
System interfaces		
1	346850	Apartment interface in 4 DIN modular enclosure. Can interface a dedicated apartment video door system with local CCTV, sound system and control of the Home automation applications to a 2-WIRES riser. The device must be configured using physical configurators
1	346851	System expansion interface in 4 DIN modular enclosure. Can double the length of the entrance panel-internal unit line, create risers with independent sound and expand the performance of the apartment system. The device must be configured using physical configurators

2 WIRES SYSTEM  
SYSTEM ACCESSORIES  
Accessories



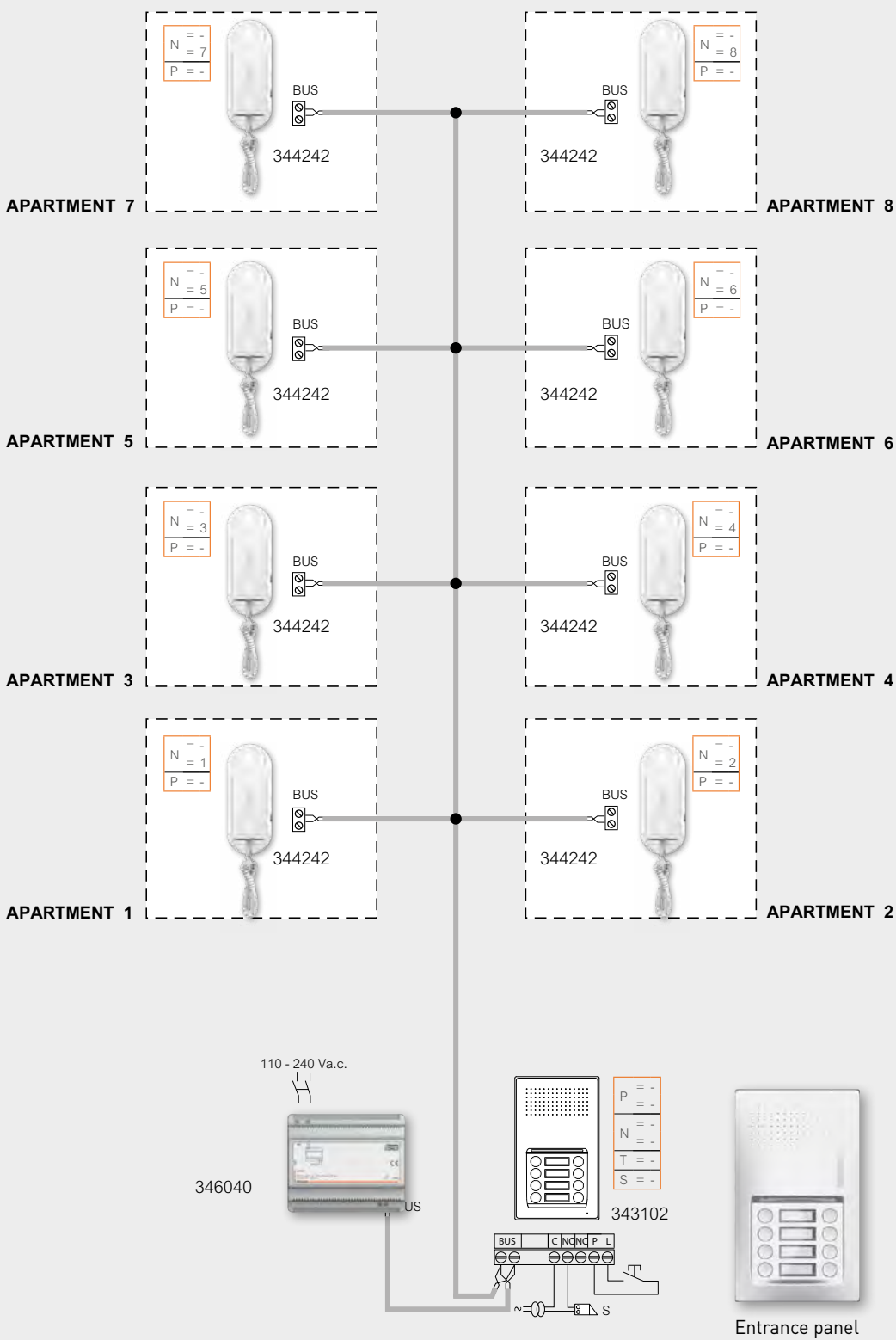
Pack	Item	Interfaces with other BTicino systems
1	346891	Can make very large mixed 2 WIRES/IP systems with a large number of devices, thanks to the creation of an IP backbone with 2-WIRES risers. The device must be configured using physical configurators or using the software
1	346150	8/2-WIRES interface in 6 DIN modular enclosure. Can make mixed video door entry systems (8-WIRES digital backbone/2-WIRES risers). The device must be configured using physical configurators
1	349410	Analogue/2 WIRES interface in 4 DIN modular enclosure. Can interface a dedicated apartment 2-WIRE video door entry system with cameras and control of the MyHOME applications to an analogue riser, digital 8-WIRES, audio TERSYSTEM and VIDEOPORTER 2000.
<b>DIN actuators</b>		
1	346210	Relay actuator in 2 DIN modular enclosure. Can switch on lights, open gates, repeat the call on bells (MOD=SLA) or control other devices from the video internal units. The device must be configured using physical configurators
1	346230	Door lock relay actuator in 2 DIN modular enclosure. Can supply power and activate an electrical door lock. The device must be configured using physical configurators
1	346260	Timed door lock relay actuator in 4 DIN modular enclosure. Can switch on lights, open gates or manage electro-magnetic door locks, timed door opening and door lock status (with NC contact). The device must be configured using physical configurators

Pack	Item	Devices in basic enclosure
1	346841	Floor shunt with 4 outputs Can make 2-WIRES video door entry systems with star wiring distribution. The device automatically adapts the video signal. Its small size means it can also be placed inside the flush-mounted box
1	347400	Interface for the conversion of the coaxial signal into a 2 WIRES BUS signal. It can be used to connect to the BUS of the 2 WIRES video door entry system a camera with coaxial video output powered at 12 Vdc, with maximum absorption 150 mA and 1 Vpp video output (75 Ω). The device must be configured using physical configurators
<b>Wiring accessories</b>		
1	346870	2 WIRES video amplifier. In video systems wired using non-twisted wires, where the distance between the entrance panels and the internal unit exceeds 50 metres, it enables increasing such distance to up to 100 metres
1	346250	Relay module for gate opening to be used with LINEA 2000, LINEA 3000, MINISFERA and SFERA pushbutton panels. Can open door locks (NOT managed by BUS) by means of the entrance panel
5	3499	Line terminator. To be used to terminate the riser or apartment line, when the last installed device is not tted with line closing micro switch
1	354000	Flat cable for the connection of several SFERA NEW and SFERA ROBUR pushbutton modules. Length 470 mm

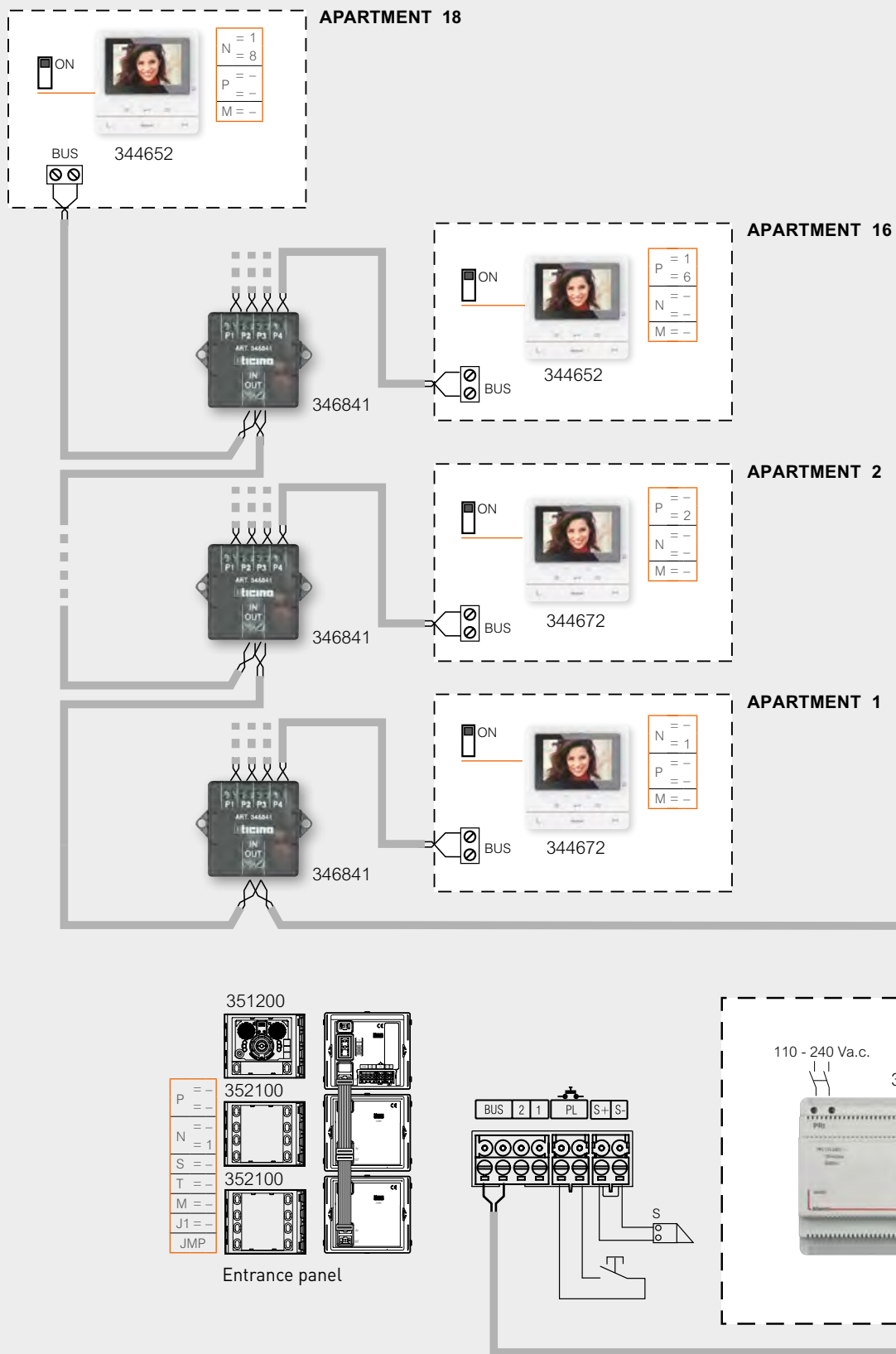
Pack	Item	Universal speaker unit and expansion module
1	346991	The universal speaker unit can be used to install the 2 WIRES audio system in new or refurbished systems, where pushbutton panels of other manufacturers are present or required (mail boxes, patterned brass, compact sheet metal units, etc.), preset for a traditional speaker module (e.g. 2659N). The universal speaker unit has, as base, contacts for the connection of 8 call keys; to make systems with more keys (up to 56 using the 346000 power supply and up to 24 with the 346010 power supply one or more key expansion modules must be used (1 every 8 pushbuttons).
1	346992	Expansion module for connecting more than 8 call keys to item 346991 - max. 6 modules (56 calls max.) with power supply 346000. Max. 2 modules (24 calls max.) with power supply 346010
<b>Cable for systems</b>		
1	336904	Specific cable for 2 WIRES video door entry applications with 2 twisted conductors. It can be installed in underground piping, in accordance with standards (CEI 20-13 and CEI 20-14). It ensures the best performance in video systems (higher distance between EP and Handset when compared with other cables). 200 m coil
<b>Configurators (package of 10 pieces)</b>		
10	3501/0	Configurator 0
10	3501/1	Configurator 1
10	3501/2	Configurator 2
10	3501/3	Configurator 3
10	3501/4	Configurator 4
10	3501/5	Configurator 5
10	3501/6	Configurator 6
10	3501/7	Configurator 7
10	3501/8	Configurator 8
10	3501/9	Configurator 9
10	3501/JMP	Configurator JMP
<b>Configurator kit</b>		
1	3501K	Configurator kit consisting of: - 10 pieces for each type of configurator from 0 to 9 - 2 blue removable 8-clamp connectors - 2 green removable 2-clamp connectors - 1 configurator connection tool (3502) - 1 plastic screwdriver




EXAMPLE OF MULTI-FAMILY AUDIO SYSTEM



EXAMPLE OF MULTI-FAMILY VIDEO SYSTEM



D45

THE HIGH-PERFORMANCE  
SYSTEM

- Security monitoring system with digital BUS technologies
- High efficiency system and quick installation for both backbone and riser devices thanks to the use of cat.5e UTP cables and RJ45 connections
- Call, doorbell, conversation, monitor, unlock, network and alarms functions

INSTALLATION  
OF UP TO:**4000**

Apartments

**800**Handsets  
per riser**80**Entrance  
panels per riser**16**

Switchboards

**100**

Riser shunts

**1 km**Distance for  
colour video  
installationDigital call  
entrance panel

Audio Intercom

Switchboard operation as a comprehensive  
alarm management device: alarm receipt,  
recording and storage functions.

## COMPLEXES WITH LARGE NUMBER OF APARTMENTS

- Anti-tamper function on all indoor handsets
- Possibility to connect an additional camera to the switchboard
- Intercom between all the apartment of the riser
- SOS pushbutton on all indoor handsets
- Lift control function



THE MAIN  
DEVICES

ENTRANCE PANEL	DIGITAL COLOUR ENTRANCE PANEL	10 CALL PUSHBUTTONS ENTRANCE PANEL	20 CALL PUSHBUTTONS ENTRANCE PANEL	SMALL ENTRY PANEL COLOR	FLOOR CALL ENTRY PANEL
-------------------	--	---	---	----------------------------------	---------------------------------

Outdoor video pushbutton panel with camera. It can be used to call the video handsets and to activate the associated door lock. Available in various look and installation models.



322011



322030



322031



322020



322021

Colour video	●	●	●	●	●
Finishes / Colours	Zamak	Zamak	Zamak	Aluminium	Plastic
Wall mounted installation				●	●
Flush mounted installation	●	●	●		
Pushbutton call		●	●	●	●
Digital call	●				
Door lock release with keypad	●				
Power supply	30 Vdc	30 Vdc	30 Vdc	12 Vdc	12 Vdc
Horizontal resolution camera	540 TV lines	540 TV lines	540 TV lines	420 TV lines	600 TV lines
Protection index	IP54	IP54	IP54	IP54	IP33
Protection index against mechanical impact	IK07	IK07	IK07	IK07	IK07
Max. number of calls	4000	10 up to 100 with additional pushbutton modules	20 up to 100 with additional pushbutton modules	1	1



VIDEO HANDSETS	7/10" TOUCH SCREEN INTERNAL UNITS	COLOUR HANDS FREE 7" ALARM	COLOUR HANDS FREE 7"	COLOUR HANDS FREE 3.5"	COLOUR HANDS FREE 4.3"
-------------------	--	-------------------------------------	----------------------------	------------------------------	------------------------------

Audio and video handsets for the audio and video reception of entrance panel calls. Using the available icons, the advanced devices can be used to manage the video door entry system functions and the home automation functions. Available in various look and installation models.



321070



322050



322052




321060



321061

Colour video	●	●	●	●	●
Handsfree	●	●	●	●	●
Finishes / Colours	White finish Metal cover	White	White	White	White
Display	Touch screen 7" 800x480	7" 480x234	7" 480x234	3.5" 320x240	4.3"
Memory function	●				
Slot SD Card	●				
Alarm management	●	●			●
SOS function	●	●	●	●	●
Door lock release	●	●	●	●	●
Scrolling EP activation	●	●	●	●	●
Intercom	●	●			
Power supply	30 Vdc	30 Vdc	30 Vdc	30 Vdc	30 Vdc
Type of installation	Wall mounted	Wall mounted	Wall mounted	Wall mounted	Wall mounted

D45 SYSTEM  
ENTRANCE PANELS



Pack	Item	Digital call colour entrance panels
1	322010	Zamak digital call entrance panel with keyboard, LCD display and colour camera. Equipped with door lock release and burglar alarm notification. Configuration screen menu and software upgrade without the need to dismantle the device. Flush-mounting installation (flush-mounting box sold with the street panel)
1	322011	
1	322012	<b>Nameplate module</b> Zamak nameplate module to install at the side of the digital call entrance panel Item 322011 to insert the list of residents or customised messages. Easy insertion / replacement of nameplates. Flush-mounting installation (flush-mounting box supplied)
1	322030	<b>Pushbutton call colour street panels</b> Zamak pushbutton entrance panel with pushbuttons colour camera. Flush-mounting installation (flush-mounting box supplied)
1	322031	

Pack	Item	Additional pushbuttons module
1	322032	Additional Zamak pushbutton panel with pushbuttons on single column. Easy insertion / replacement of nameplates. Flush-mounting installation (flush-mounting box supplied)
1	322033	
1	322020	<b>Single call small video entrance panel</b> Aluminium alloy single call small entrance panel to be installed in one-family systems or as private entrance panel in multifamily systems. Touch-sensitive pushbutton for calling indoor handsets and direct conversation. Double verified intercom calls Surface-mounting
1	322021	<b>Floor call video entrance panel</b> Plastic single call small panel to be installed in one-family system. Surface mounting

Dimensional data

MODEL NAME	ITEM	DIMENSIONS (mm)
Entrance panel with call address list	322011	325 x 125 x 44,5
Single call small video entrance panel	322020	141 x 108 x 31
Floor call video entrance panel	322021	152 x 104 x 25
10 Call pushbuttons entrance panel	322030	325 x 125 x 63
20 Call pushbuttons entrance panel	322031	325 x 125 x 63
16 Additional pushbuttons panel	322032	325 x 125 x 44,5
32 Additional pushbuttons panel	322033	325 x 125 x 44,5
Targa module	322012	325 x 125 x 44,5

INTERNAL UNITS



Pack	Item	Touch screen hands-free internal units
1	321070	Complete door entry functions with alarm managements. International standard SOS pushbutton, intercom function, programming device touch screen functions. Digital photo frame and camera functions. Direct call to switchboard function. 6 different default selectable ringtones (can be changed with your favourite music). Slot for SD CARD. Surge protection. Wall-mounting 7" touch screen video internal unit
1	322052	<b>Hands-free colour internal units</b> <b>For standard video entry functions</b> Hands-free colour internal unit with 7" TFT LED (16/9 format), SOS function, door lock release and scrolling EP activation
1	321061	Hands-free colour internal unit with 4,3" TFT. LED backlit screen, equipped for standard video door entry functions plus direct call to the switchboard and entrance panel camera activation. Wall-mounting
1	322050	<b>For standard video door entry functions plus Intercom</b> Equipped for standard video door entry functions plus intercom with other internal units, direct call to the switchboard, SOS pushbutton and possibility of direct connection with alarm sensors. 12 different ringtones. Wall-mounting Hands-free slim colour internal unit with alarm function, with 7" TFT LED backlit screen (16/9 format)

Pack	Item	Hands-free colour internal units
1	321060	<b>For standard video door entry functions plus direct call</b> Hands-free colour internal unit with 3.5" TFT LED backlit screen. Equipped for standard video door entry functions plus direct call to the switchboard and entrance panel camera activation. 12 different ringtones. Wall-mounting
1	322040	<b>Audio handset internal unit</b> Handset audio internal unit, equipped for standard door entry system functions. Possibility to connect an external SOS call switch. Wall-mounting.
1	323001	<b>Switchboard</b> Table-top switchboard unit with high resolution 7" LCD display with graphic icons. Able to communicate with internal units, entrance panels and other devices. Manages incoming calls and alarms. Possibility to save up to 1000 calls and alarms and to directly connect an external coax camera. Equipped with 12 shortcut pushbuttons for direct access of calls and services

Dimensional data

MODEL NAME	ITEM	DIMENSIONS (mm)
3.5" Handsfree internal unit	321060	158 x 165 x 29
7" Touch screen internal unit	321070	157 x 198 x 17
Audio handset internal unit	322040	141 x 91 x 34
7" hands-free internal unit with alarm	322050	175 x 260 x 23
7" hands-free internal unit	322052	155 x 225 x 29
Porter switchboard	323001	290 x 170 x 165



D45 SYSTEM  
SYSTEM ACCESSORIES



Pack	Item	System accessories
1	323006	<b>Floor shunt</b> Used to convert video signals on the BUS to transfer mode and then distribute them to the connected internal units. To be installed between floors. Each floor shunt can be connected to 4 internal units. DIN rail installation
4	323003	<b>Riser shunt</b> Used to connect the riser BUS and system BUS in order to obtain BUS separation. Transfer signals and switch between video and audio channels. Video transfer distance can be increased by setting the gain adjustment dip switch. DIN rail installation
6	323004	<b>Entrance panel video mixer</b> Device can mix signals coming from 5 entrance panels. Video transfer distance can be adjusted by setting the gain adjustment dip switch. DIN rail installation
1	323005	<b>Power supply</b> System power supply unit able to supply power on the data communication cable and simultaneously provide impedance matching for the audio channel. Protected against short circuits: in case of DC output short circuit, the device will switch to protected mode. Once the problem has been resolved, it will return to normal status automatically. Can also be set up to operate as an auxiliary power supply. Wall-mounting
6	323007	<b>2-way video splitter</b> Device splits the BUS signal into two channels where the video signal can only be transferred from input to output. Provides compensation to the two channels separately and adapts the video signal output from the street panel for different distances via settings. Mainly used in riser systems to divide the riser. BUS into several channels to adapt the cabling. DIN rail installation

Pack	Item	System accessories (continued)
6	323008	<b>Basic apartment interface</b> Device must be used in apartments with 2 or 3 internal units. Interface must be installed between the floor shunt (Item 323002) and the internal units. DIN rail installation
4	323009	<b>Apartment interface</b> Device used to expand the number of internal units and add a small street panel. Each device can connect 5 internal units and 1 street panel, providing the intercom function and call or monitor function of the street panel. DIN rail installation
2	323011	<b>D45/IP interface</b> IP interface which can be connected to the D45 SYSTEM and BTicino 2 wire/IP System in order to create mixed installations. DIN rail installation



Pack	Item	System accessories (continued)
2	323013	<b>District generator</b> District hub to be connected to 4 riser shunts (Item 323003), one street panel, one switchboard and one system power supply. Enables a large network to be created. Controls and changes video channels. Provides amplifying compensation for video signals. DIN rail installation
6	323015	<b>Door lock accessory</b> Operates electric door locks, particularly the commonly used 12 V cathode locks. When the opening current of an anode lock is over 1 A, this device is also required to operate anode locks. It is generally connected to the street panel to obtain the door lock release control signal. Possible to open door locks by means of external manual switches. Selection of the type of electric door lock release via the jumper configuration line. DIN rail installation
6	323016	<b>House shunt</b> Distributes video, audio and data signals from the BUS to the floor shunt (Item 323002) connected to it, so that the signals from the BUS unit can reach the maximum distance of 200 metres, to meet specific domestic requirements. To be installed in the low voltage subscriber unit in the house. DIN rail installation

Pack	Item	System accessories (continued)
4	323017	<b>Lift control interface</b> For integrating the D45 system with the elevator system. Possibility to manage the elevator directly from the internal unit
6	323018	<b>Entrance panel/Switchboard shunt</b> Used to connect the entrance panel and the switchboard to the system. The device automatically switches over the video channels. DIN rail installation
4	323019	<b>System expansion interface</b> Extends the riser system when the number of internal units installed on the riser exceeds the limit of 400. The interface can increase this limit to 800 handsets. This device is also used to adjust the video gains and improve video transmission quality. DIN rail installation
1	323020	<b>Configuration tool</b> Configuration kit consisting of: - SF2 configuration software - Tool interface - Serial extension cable - Flat cable
4	323023	<b>Small entrance panel video mixer</b> Interface for the installation of several small entrance panels for each internal unit or for each apartment. Permits to install 4 small entrance panels. By using more than one accessory in series, it's possible to install more than 4 entrance panels
1	346858	<b>D45 to BTicino 2-wire interface</b> Switch-over interface to install the BTicino 2-wire door entry system inside the apartment. DIN rail installation

Dimensional data


MODEL NAME	ITEM	DIMENSIONS (mm)
Floor shunt	323006	140 x 105 x 33
Riser shunt	323003	106 x 105 x 33
Entrance panel video mixer	323004	72 x 105 x 33
Power supply	323005	167,5 x 161 x 85
2 Branches video splitter	323007	72 x 105 x 33
Basic apartment interface	323008	72 x 105 x 33
Apartment interface	323009	141 x 105 x 33
D45/IP interface	323011	90 x 175 x 60

Dimensional data

MODEL NAME	ITEM	DIMENSIONS (mm)
Distric generator	323013	175 x 105 x 66
Door lock accessory	323015	72 x 105 x 33
House shunt	323016	72 x 105 x 33
Lift control interface module	323017	141 x 105 x 33
EP/Switchboard shunt	323018	72 x 105 x 33
System expansion interface	323019	106 x 105 x 33
Configuration tool kit	323020	48 x 48
SEP video mixer	323023	141 x 105 x 33
D45/2-wire interface	346858	72 x 105 x 33

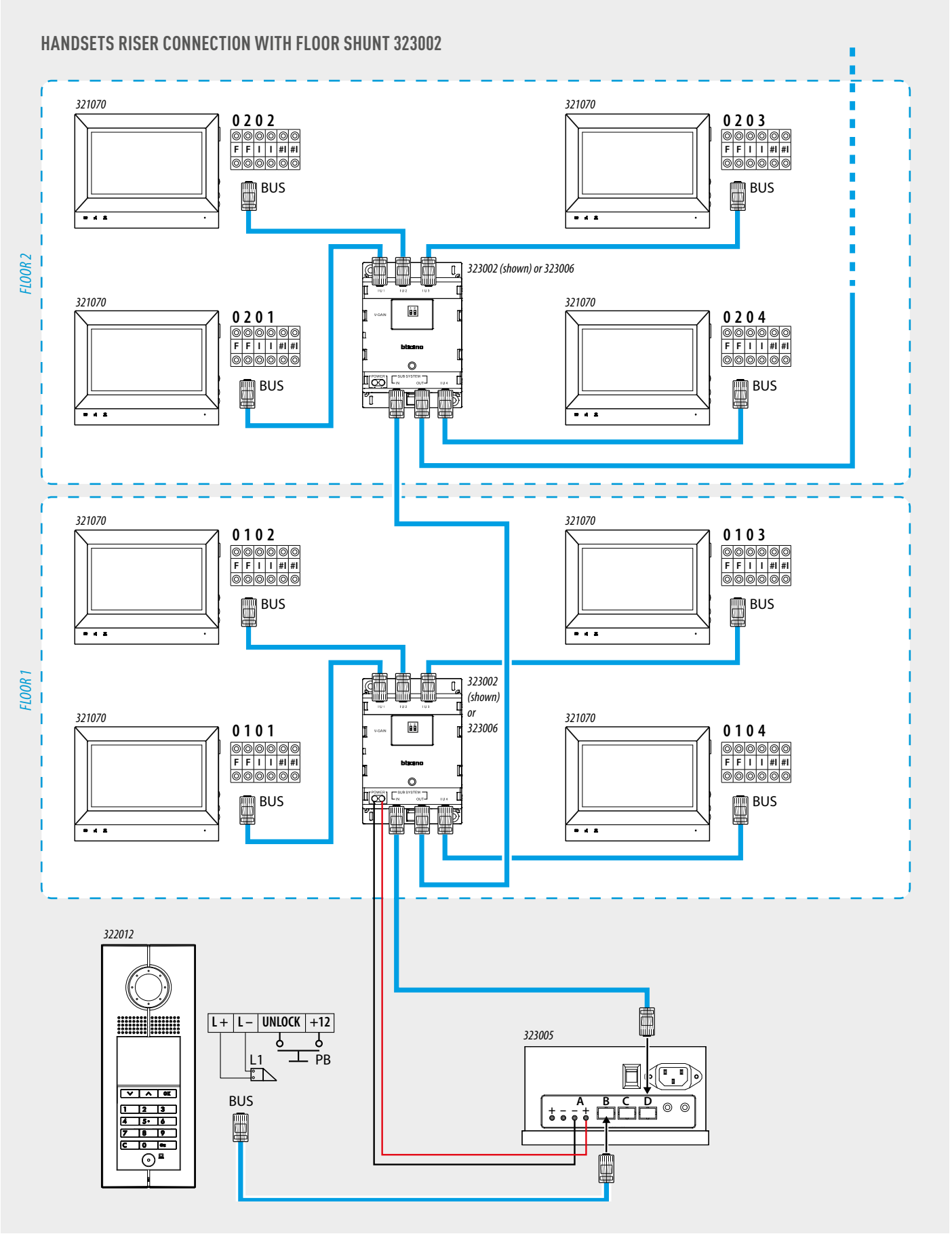


D45 SYSTEM  
SYSTEM ACCESSORIES



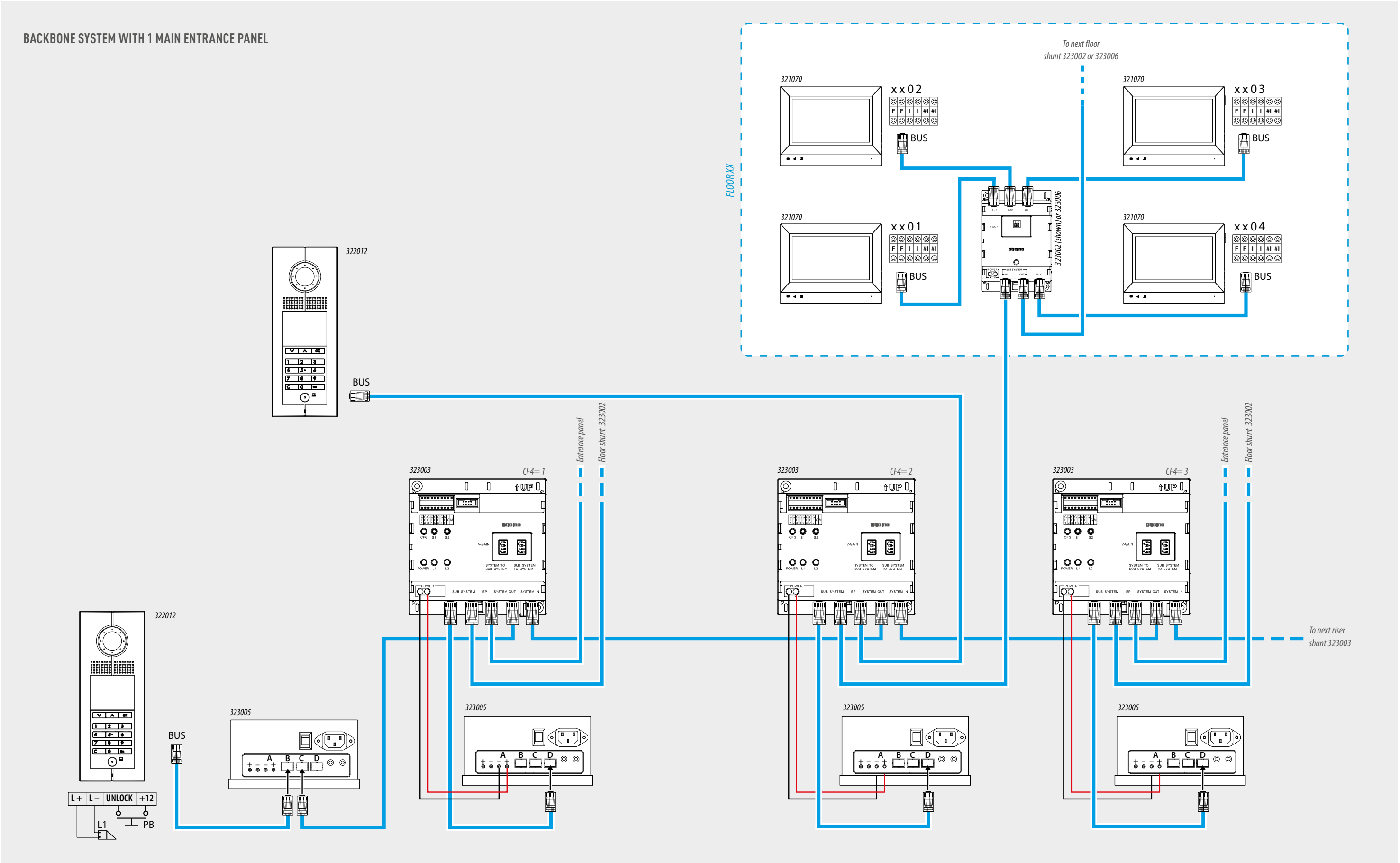
Pack	Item	Configurators
Accessories for pabx switchboard		
10	3501/0	Configurator 0
10	3501/1	Configurator 1
10	3501/2	Configurator 2
10	3501/3	Configurator 3
10	3501/4	Configurator 4
10	3501/5	Configurator 5
10	3501/6	Configurator 6
10	3501/7	Configurator 7
10	3501/8	Configurator 8
10	3501/9	Configurator 9
10	3501/JMP	Configurator JMP
Configurator kit		
1	3501K	Configurator kit consisting of: <ul style="list-style-type: none"><li>- 10 pieces for each type of configurator from 0 to 9</li><li>- 2 blue removable 8-clamp connectors</li><li>- 2 green removable 2-clamp connectors</li><li>- 1 configurator connection tool (3502)</li><li>- 1 plastic screwdriver</li></ul>

WIRING DIAGRAM EXAMPLE  
Video system





D45 SYSTEM  
WIRING DIAGRAM EXAMPLE  
Video system



# Pre-sale software

## YouDiagram Software

**YouDiagram** is the **Legrand** group pre-sale software for the design and configuration of 2 WIRE and D45 VIDEO DOOR ENTRY systems. Intended for professionals to use at the design and costing stages for the installation, design and selection of the devices, as well as for configuration and validation of the system current absorption. The YouDiagram software can be downloaded for free from the website

[www.bticino.com](http://www.bticino.com)



**Legrand Australia**

Building 4 Nexus Industry Park  
43-47 Lyn Pde Prestons NSW 2170  
1300 369 777  
[www.legrand.com.au](http://www.legrand.com.au)

**Legrand New Zealand**

106-124 Target Road Glenfield  
Auckland 0627 New Zealand  
0800 476 009  
[www.legrand.co.nz](http://www.legrand.co.nz)